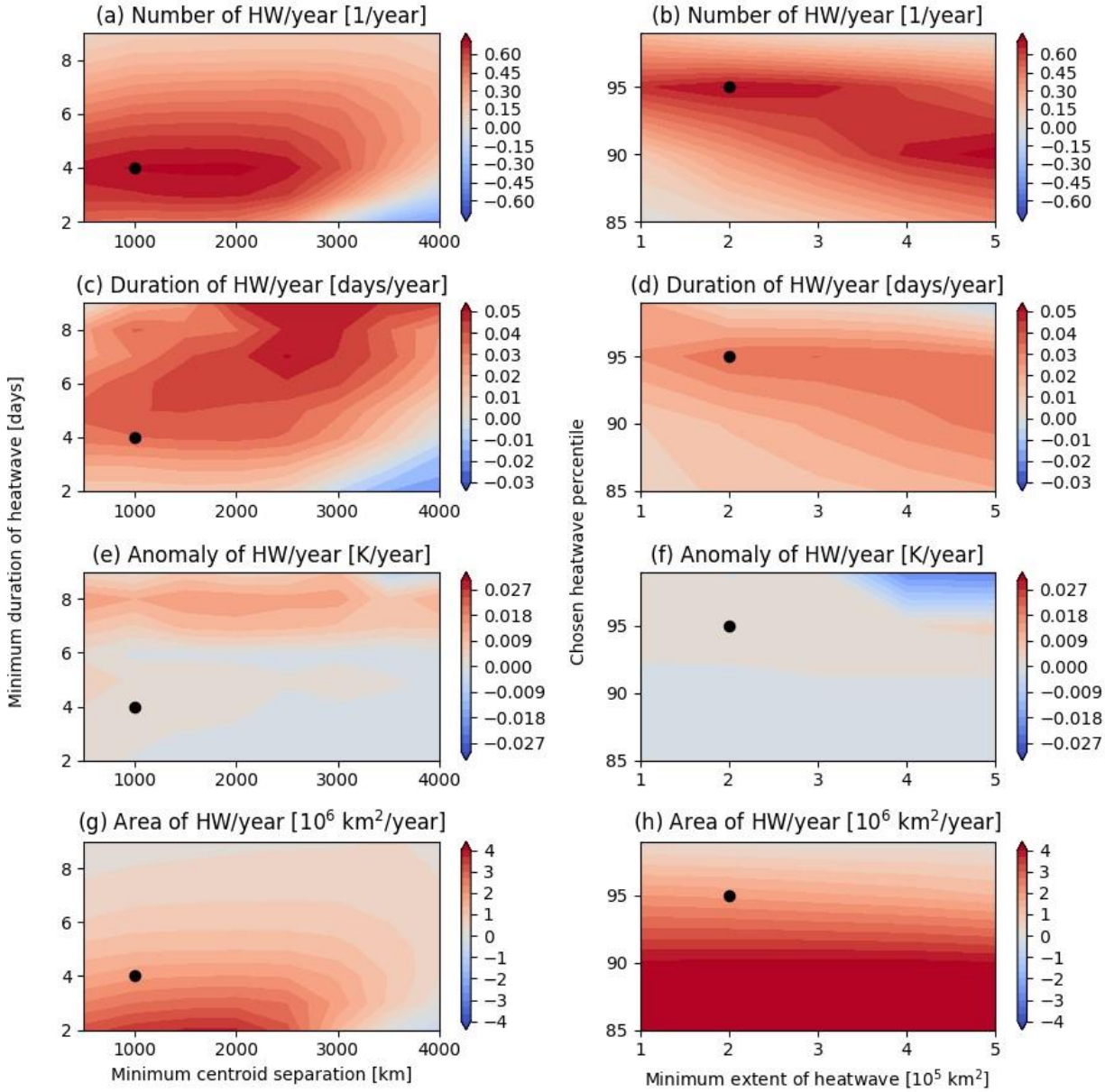
(a) Number of HW/year [1/year]
(b) Number of HW/year [1/year]
(c) Duration of HW/year [days/year]
(d) Duration of HW/year [days/year]
(e) Anomaly of HW/year [K/year]
(f) Anomaly of HW/year [K/year]
(g) Area of HW/year [10^6 km^2/year]
(h) Area of HW/year [10^6 km^2/year]
Minimum duration of heatwave [days]
Chosen heatwave percentile
Minimum centroid separation [km]
Minimum extent of heatwave [10^5 km^2]

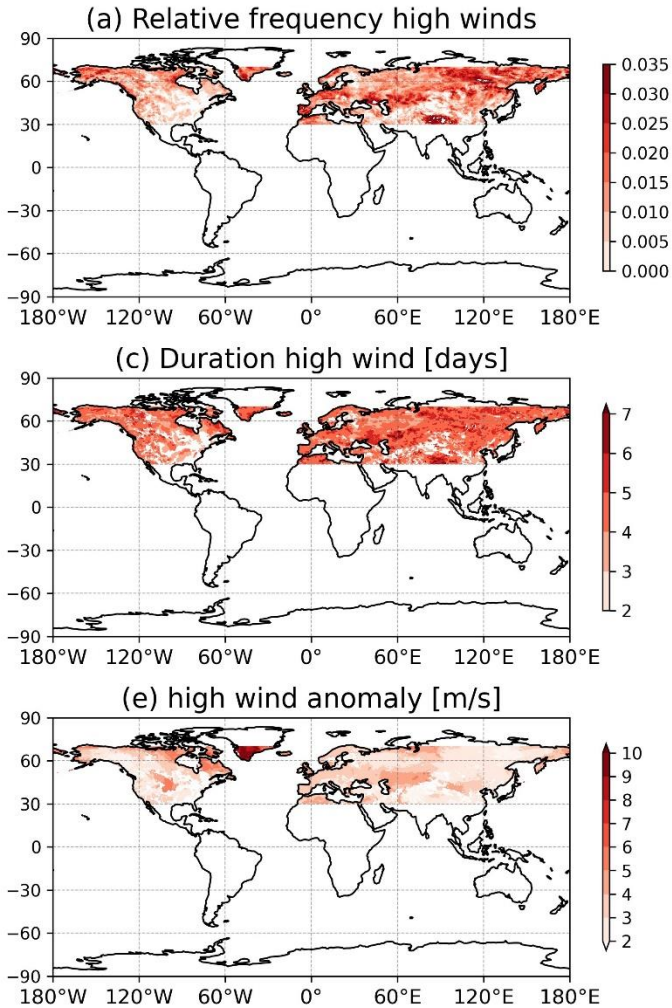
(a) Relative frequency high winds
90
60
30
0
−30
−60
−90
180°W
120°W
60°W
0°
60°E
120°E
180°E
0.035
0.030
0.025
0.020
0.015
0.010
0.005
0.000
(c) Duration high wind [days]
7
6
5
4
3
2
(e) high wind anomaly [m/s]
10
9
8
7
6
5
4
3
2

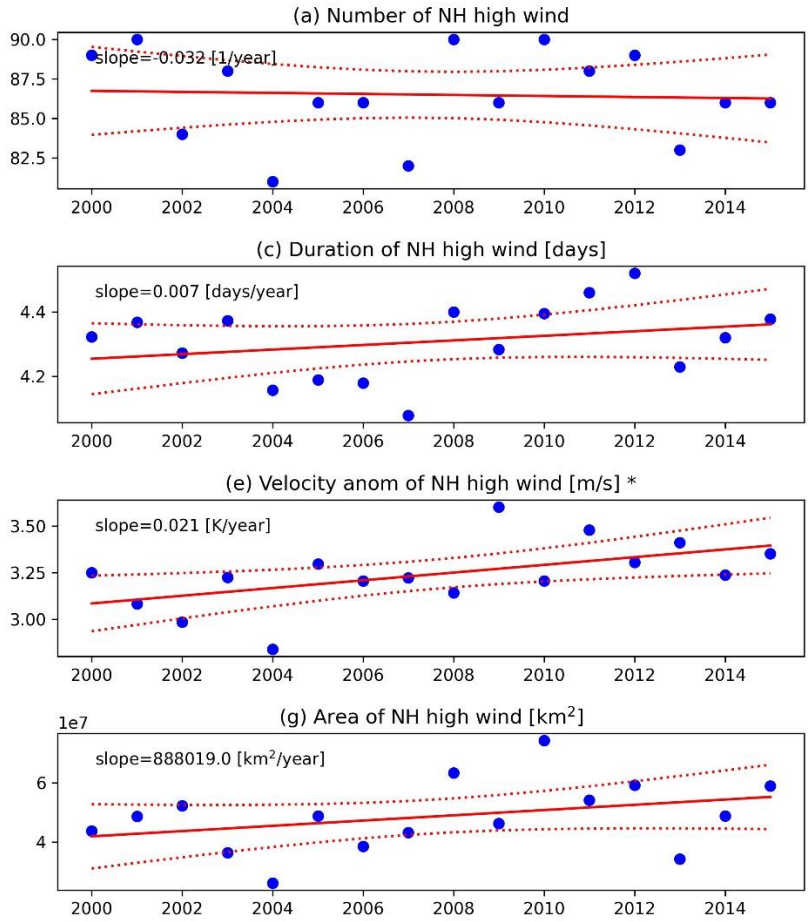
(a) Number of NH high wind
slope= -0.032 [1/year]
(c) Duration of NH high wind [days]
slope=0.007 [days/year]
(e) Velocity anom of NH high wind [m/s] *
slope=0.021 [K/year]
(g) Area of NH high wind [km^2]
1e7
slope=888019.0 [km^2/year]

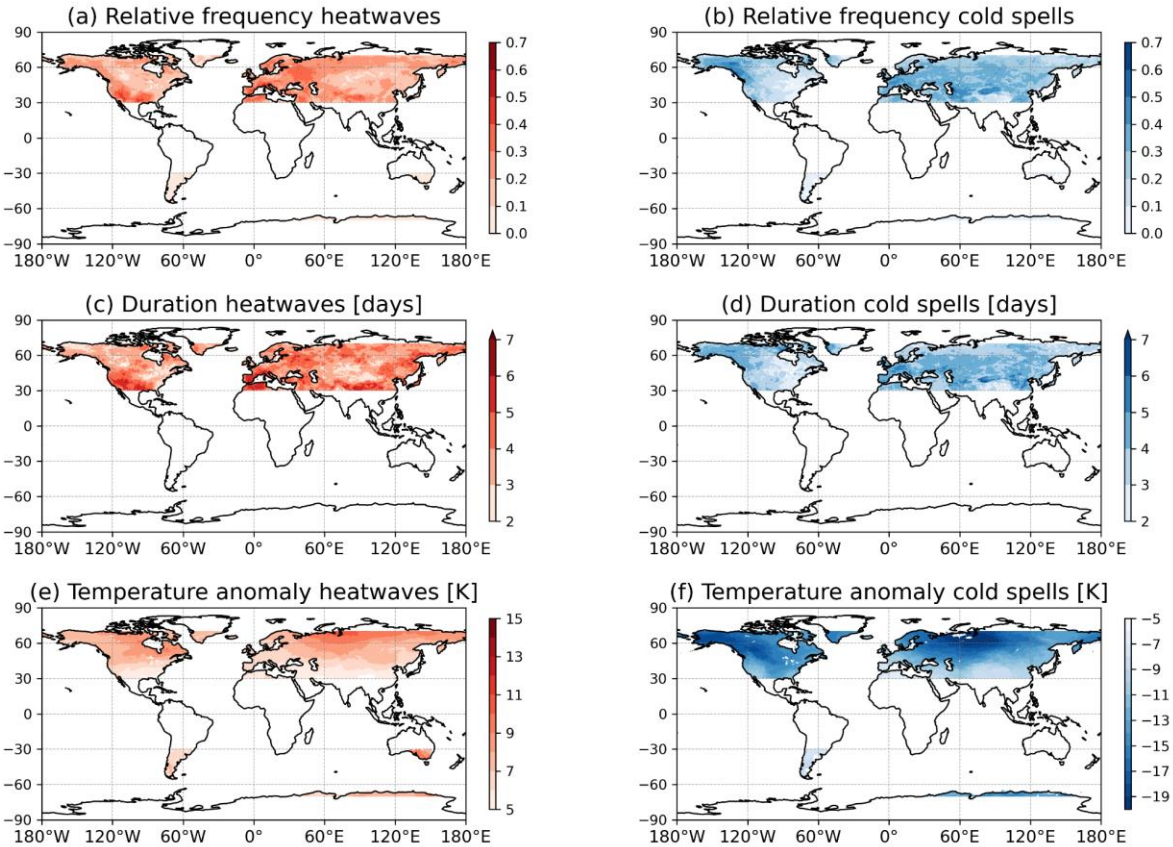
(a) Relative frequency heatwaves
(b) Relative frequency cold spells
(c) Duration heatwaves [days]
(d) Duration cold spells [days]
(e) Temperature anomaly heatwaves [K]
(f) Temperature anomaly cold spells [K]