

# **The Half-order Energy Balance Equation, Part 2: The inhomogeneous HEBE and 2D energy balance models**

Shaun Lovejoy

5 Physics dept., McGill University, Montreal, Que. H3A 2T8, Canada

Correspondence: Shaun Lovejoy ([lovejoy@physics.mcgill.ca](mailto:lovejoy@physics.mcgill.ca))

**Abstract:** In part I, we considered the zero-dimensional heat equation showing quite generally that conductive – radiative surface boundary conditions lead to half-ordered derivative relationships between surface heat fluxes and temperatures: the Half-ordered Energy balance Equation (HEBE). The real Earth – even when averaged in time over the weather scales (up to  $\approx 10$  days) – is highly heterogeneous, in this part II, we thus extend our treatment to the horizontal direction. We first consider a homogeneous Earth but with spatially varying forcing, both on a plane and also on the sphere: we compare our new equations with the canonical 1-D Budyko-Sellers equations. Using Laplace and Fourier techniques, we derive the Generalized HEBE (the GHEBE) based on half-ordered space-time operators. We analytically solve the homogeneous GHEBE, and show how these operators can be given precise interpretations.

We then consider the full inhomogeneous problem with horizontally varying diffusivities, thermal capacities, climate sensitivities and forcings. For this we use Babenko’s operator method which generalizes Laplace and Fourier methods. By expanding the inhomogeneous space-time operator at both high and low frequencies, we derive 2-D energy balance equations that can be used for macroweather forecasting, climate projections and for studying the approach to new (equilibrium) climate states when the forcings are all increased and held constant.

## 1 Introduction

In part I, we showed that when the surface of a body exchanges heat both conductively and radiatively, that its flux depends on the half order derivative of the surface temperature [Lovejoy, 2021]. This implies that energy stored in the subsurface effectively has a huge power law memory. This contrasts with the usual phenomenological assumption used notably in box models (including zero dimensional global energy balance models) that the order of derivative is an integer (one) and that on the contrary, the memory is only exponential (short). The result followed directly by assuming that the continuum mechanics heat equation was obeyed and the depth of the media was of the order of a few diffusion depths; for the Earth, perhaps several hundred meters. The basic result was a classical application of the heat equation barely going beyond results that [Brunt, 1932] already found “in any textbook”.

A consequence was that although Newton’s law of cooling is obeyed, that the temperature obeyed the half-order energy balance equation (HEBE) rather than the phenomenological first order Energy balance Equation (EBE). When applied to the Earth, the HEBE and its implied long memory explains the success of both climate projections through to 2100 [Hebert, 2017], [Lovejoy et al., 2017], [Hébert et al., 2020] and macroweather (monthly, seasonal) temperature forecasts [Lovejoy et al., 2015], [Del Rio Amador and Lovejoy, 2019], [Del Rio Amador and Lovejoy, 2021a; Del Rio Amador and Lovejoy, 2021b]. We also considered the responses to periodic forcings showing that surface heat fluxes and temperatures are related by a complex thermal impedance ( $Z(\omega)$ ,  $\omega$  is the frequency). In the Earth system,  $Z(\omega) = s(\omega)$  where  $s(\omega)$  is the complex climate sensitivity that we estimated from a simple semi-empirical model.

Although in part I we discussed the classical 1-D application of the heat equation to the Earth’s latitudinal energy balance (Budyko-Sellers models) - especially their ad hoc treatment of the surface boundary condition – we restricted the

40 discussion to zero horizontal dimensions. In this part II, we first (section 2) extend the part I treatment to systems with  
homogeneous properties but with inhomogeneous forcings, first in the horizontal plane (section 2.1, 2.2), then - following  
Budyko-Sellers - latitudinally varying on the sphere (section 2.3). The homogeneous case is quite classical and can be treated  
with standard Laplace and Fourier techniques, it leads to the (horizontally) Generalized HEBE: the GHEBE. Although the  
GHEBE has a more complex (space-time) fractional derivative operator that is unlike anything we know of in the literature -  
45 like the HEBE, it can nevertheless be given precise meaning via its Green's function.

In section 3, we derive the inhomogeneous GHEBE and HEBE needed for applications. This is done by using of  
Babenko's method [*Babenko*, 1986] which is essentially a generalization of Laplace and Fourier transform techniques. The  
challenge with Babenko's method is to interpret the inhomogeneous space-time fractional operators. Following Babenko, we  
do this using both high and low frequency expansions corresponding respectively to processes dominated by storage and by  
50 horizontal heat transport. The long time limit describes the new energy balance climate state that results when the forcing is  
increased everywhere and held fixed: for the model this corresponds to equilibrium. We also include several appendices  
focused on empirical parameter estimates (appendix A), the implications for two point and space-time temperature statistics  
(when the system is stochastically forced, internal variability, appendix B), and finally (appendix C), the changes needed to  
account for the Earth's spherical geometry, including the definition of fractional operators on the sphere.

## 55 2. The two-dimensional homogeneous heat equation

### 2.1 The homogeneous GHEBE

In part I we recalled the heat equation for the time-varying temperature anomalies ( $T$ ) with diffusive and (horizontal) effective  
advective velocity ( $\underline{v}$ ):

$$\left( \frac{\partial}{\partial t} - \kappa_v \frac{\partial^2}{\partial z^2} \right) T = -\underline{v} \cdot \nabla_h T + \kappa_h \nabla_h^2 T \quad (1)$$

60 (This is written in the still general form of eq. 19, part I).  $\kappa_h, \kappa_v$  are horizontal and vertical thermal diffusivities,  $z$  the vertical  
coordinate (pointing upwards, the Earth is  $z \leq 0$ ),  $t$  the time,  $\underline{x} = (x, y)$  the horizontal coordinates,  $\nabla_h = \hat{x} \partial / \partial x + \hat{y} \partial / \partial y$  (the  
circumflexes indicate unit vectors). These equations must now be solved using the conductive-radiative surface boundary  
condition:

$$\left( \frac{T(\underline{x}, z, t)}{s} + \rho c \kappa_v \frac{\partial T(\underline{x}, z, t)}{\partial z} \right) \Big|_{z=0} = F(\underline{x}, t) \quad (2)$$

65  $\rho$ ,  $c$  are the fluid densities and specific heats  $s$  is the climate sensitivity and  $F$  is the anomaly forcing. The initial conditions are  $T = 0$  at  $z = -\infty$  (all  $t$ ), and  $T(\underline{x}, z, t = 0) = 0$  (Riemann-Liouville) or below,  $T(\underline{x}, z, t = -\infty) = 0$  (Weyl).

In part I, we nondimensionalized the zero-dimensional homogeneous operators by nondimensionalizing time by the relaxation time:  $t \rightarrow t / \tau$  (with  $\tau = \kappa_v (\rho c s)^2$ ) and nondimensionalizing the vertical distance by the vertical diffusion  
 70 depth:  $z \rightarrow z / l_v$ , with  $l_v = (\tau \kappa_v)^{1/2}$ . Considering now the full equation with advective and diffusive transport, we nondimensionalize the horizontal coordinates by the horizontal diffusion length:  $\underline{x} \rightarrow \underline{x} / l_h$ , (with  $l_h = (\tau \kappa_h)^{1/2}$ ) and use the nondimensional advection velocity  $\underline{\alpha} = \frac{v}{V}$  (with speed  $V = \frac{l_h}{\tau}$ ). If we now take  $s = 1$  (equivalent to using dimensions of temperature for the forcing  $F$ ), we obtain:

$$\left( \frac{\partial^2}{\partial z^2} - \left( \frac{\partial}{\partial t} + (-\nabla_h^2) - \underline{\alpha} \cdot \nabla_h \right) \right) T = 0$$

$$75 \quad \left. \frac{\partial T}{\partial z} \right|_{z=0} + T(t, \underline{x}; 0) = F(t, \underline{x}) \quad (3)$$

For the heat equation and the conductive-radiative surface boundary condition respectively. For initial conditions such that  $T = 0$  for  $t \leq 0$ , as in part I, we take Laplace transforms in time, but we now take Fourier transforms in the horizontal:

$$\left( \frac{\partial^2}{\partial z^2} - \left( \frac{\partial}{\partial t} + (-\nabla_h^2) - \underline{\alpha} \cdot \nabla_h \right) \right) T = 0 \quad \leftrightarrow \quad \left( \frac{d^2}{dz^2} - (p + k^2 - i\underline{\alpha} \cdot \underline{k}) \right) \hat{T} = 0 \quad (4)$$

Where ‘‘F.T.’’ is the Fourier transform in horizontal space,  $\underline{k}$  for the conjugate of  $\underline{x}$ ,  $k = |\underline{k}|$  (the vector modulus) with  
 80 conjugate variable  $r = |\underline{x}|$  (as usual,  $\nabla_h \xleftrightarrow{F.T.} i\underline{k}$ ). Fourier transforms in space are convenient for either infinite horizontal media, or media with periodic horizontal boundary conditions. In appendix C, we consider the changes needed to account for spherical geometry.

When  $F(t, \underline{x}) = \delta(t) \delta(\underline{x})$ , the solution  $T(t, \underline{x}) \rightarrow G_\delta(t, \underline{x})$  and  $\hat{T}(p, \underline{k}) \rightarrow \hat{G}_\delta(p, \underline{k})$  where  $G_\delta$  is the impulse (Dirac) response Green’s function, part I, eq. 30. From eq. 4, we see that this is the same as the zero dimensional equation  
 85 (eq. 24, part I) but with  $p \rightarrow p + k^2 - i\underline{\alpha} \cdot \underline{k}$  i.e. for the corresponding Green’s function:

$$\widehat{G}_\delta(p, k; z) = \widehat{G}_\delta(p + k^2 - i\underline{\alpha} \cdot \underline{k}; z) \quad (5)$$

A note on notation: the first argument is time, with the vertical separated by a semi-colon. When there is a horizontal coordinate it comes after time, before the semicolon. With this notation, the right hand side of eq. 5 is the L.T. of the zero-dimensional (time-depth) Green's function  $G_\delta(t; z)$ , the left hand side is the Laplace (time) and Fourier transform (horizontal, space)

90 transform.

We can now use the basic Laplace shift property:

$$e^{(-k^2 + i\underline{\alpha} \cdot \underline{k})t} G_\delta(t; z) \leftrightarrow \widehat{G}_\delta(p + k^2 - i\underline{\alpha} \cdot \underline{k}; z) \quad (6)$$

To conclude that:

$$\widehat{G}_\delta(t, \underline{k}; z) = e^{(-k^2 + i\underline{\alpha} \cdot \underline{k})t} G_\delta(t; z) \quad (7)$$

95 Decomposing this into a circularly symmetric diffusion part  $\widehat{G}_{\delta, dif}(t, k; z)$  and a factor  $e^{i\underline{k} \cdot \underline{\alpha} t}$  that shifts phases, we obtain:

$$\widehat{G}_\delta(t, \underline{k}; z) = e^{i\underline{k} \cdot \underline{\alpha} t} \widehat{G}_{\delta, dif}(t, k; z); \quad \widehat{G}_{\delta, dif}(t, k; z) = e^{-k^2 t} G_\delta(t; z) \quad (8)$$

By circular symmetry of  $\widehat{G}_{\delta, dif}(t, k; z)$ , its inverse (2-D) Fourier transform reduces to an inverse Hankel transform ("H.T.").

Using:

$$\frac{e^{-r^2/(4t)} \text{H.T.}}{2t} \leftrightarrow e^{-k^2 t} \quad (9)$$

100 We therefore obtain for the diffusive part of the surface impulse response (i.e. the response with source spatial forcing

$$\delta(\underline{x}) = \delta(r) / (2\pi r):$$

$$G_{\delta, dif}(t, r; z) = \frac{e^{-r^2/(4t)}}{2t} G_\delta(t; z) \quad (10)$$

Where  $G_\delta(t; z)$  is the zero-dimensional impulse response. If needed, its integral representation is given in eq. 34, part I. The

last step is to take into account the advective term associated with the phase shift  $\underline{k} \cdot \underline{\alpha} t$ . For this final step, we use the Fourier

105 shift theorem to obtain:

$$G_{\delta}(t, \underline{x}; z) = G_{\delta, dif}(t, |\underline{x} - \underline{\alpha}t|; z) = \frac{e^{-|\underline{x} - \underline{\alpha}t|^2/(4t)}}{2t} G_{\delta}(t; z) \quad (11)$$

This is the general surface result for the diffusive-advective transport part of the spatially homogeneous case. As expected, the advective transport simply displaces the centre of the impulse response with nondimensional velocity  $\underline{\alpha}$ . As usual, the solutions for arbitrary forcing  $F(t, \underline{x})$  can be obtained by convolution.

110 For the surface we obtain the simpler expressions for the diffusive impulse and step responses:

$$G_{\delta, dif}(t, r; 0) = \frac{e^{-r^2/(4t)}}{2t} \left( \frac{1}{\sqrt{\pi t}} - e^t \operatorname{erfc} \sqrt{t} \right)$$

$$G_{\Theta, dif}(t, r; 0) = \int_0^t G_{\delta, dif}(t, r; 0) dt = \frac{1}{r} \operatorname{erfc} \left( \frac{r}{2\sqrt{t}} \right) - \int_0^t \frac{e^{-\frac{r^2}{4s} + s}}{2s} \operatorname{erfc} \left( s^{1/2} \right) ds \quad (12)$$

(see eq. 35, part I). From these, the general surface results including advection are obtained with  $r \rightarrow |\underline{x} - \underline{\alpha}t|$ , i.e.

$$G_{\delta}(t, \underline{x}; 0) = G_{\delta, dif}(t, |\underline{x} - \underline{\alpha}t|; 0).$$

115 Since the advection term has this simple consequence, below we take  $\underline{\alpha} = 0$ , considering only diffusive transport, advection can easily be included if needed (i.e. below, we take  $G_{\delta}(t, r; 0) = G_{\delta, dif}(t, r; 0)$ ).

To better understand the impulse response, fig. 1 shows this surface  $G_{\delta}(t, r; 0)$  for various radial distances  $r$  and fig. 2 shows the corresponding time dependence of the time integral of  $G_{\delta}$ ; the unit step response  $G_{\Theta}$  for various distances  $r$ , illustrating the power law approach to equilibrium at large  $t$  (discussed in section 2.2). The corresponding long time, short  
120 distance expansions are:

$$G_{\delta}(t, r; 0) \approx \frac{t^{-5/2}}{4\sqrt{\pi}} - \frac{(6+r^2)}{16\sqrt{\pi}} t^{-7/2} + O(t^{-9/2}) \quad ; \quad t \gg 1$$

$$G_{\Theta}(t, r; 0) \approx G_{therm, \delta}(r; 0) - \frac{t^{-3/2}}{6\sqrt{\pi}} + \frac{(6+r^2)}{40\sqrt{\pi}} t^{-5/2} + O(t^{-7/2}) \quad r \ll 1$$

(13)

Where  $G_{therm,\delta}(r,0)$  is the Green's function for the (spatial Dirac) "hotspot" equilibrium response discussed below (eq. 20). Note that the leading term in  $G_\delta(t,r;0)$  is independent of  $r$ , and the leading term in the approach to equilibrium

125  $G_\delta(t,r;0)$  is also independent of  $r$ .

Just as we derived the zero-dimensional HEBE by showing that it had the same Green's function as the  $z=0$  transport equation Green's function, we can likewise derive the homogeneous Generalized Half-Order Energy Balance Equation (GHEBE) which is the space-time surface equation whose Green's function is given in eq. 12. Following the derivation of the HEBE, in part I eq. 29, and replacing  $p \rightarrow p + k^2 - i\underline{\alpha} \cdot \underline{k}$  we obtain:

$$130 \quad \hat{G}_\delta(p, \underline{k}; z) = \frac{e^{\sqrt{p+k^2-i\underline{\alpha} \cdot \underline{k}}z}}{\sqrt{p+k^2-i\underline{\alpha} \cdot \underline{k}}+1} \quad (14)$$

Hence, for  $z=0$ :

$$\left[ \left( \frac{\partial}{\partial t} + (-\nabla_h^2) - i\underline{\alpha} \cdot \nabla_h \right)^{1/2} + 1 \right] G_\delta(t, \underline{x}; 0) = \delta(t) \delta(\underline{x}) \stackrel{(L.T.(t), F.T.(\underline{x}))}{\leftrightarrow} \left( \sqrt{p+k^2-i\underline{\alpha} \cdot \underline{k}} + 1 \right) \hat{G}_\delta(p, \underline{k}; 0) = 1 \quad (15)$$

The left hand equation is the homogeneous GHEBE whose Green's function is given by eq. 12. We have therefore found a surprisingly simple explicit formula for the (inverse) half-order space-time GHEBE operator:

$$135 \quad \left[ \left( \frac{\partial}{\partial t} + (-\nabla_h^2) - i\underline{\alpha} \cdot \nabla_h \right)^{1/2} + 1 \right]^{-1} = G_\delta(t, \underline{x}; 0) * \quad (16)$$

where "\*" indicates convolution. This allows us to give a precise interpretation of the half-order operator. Therefore the dimensional, homogeneous, GHEBE and its full solution are:

$$\begin{aligned} & \left( \tau \frac{\partial}{\partial t} + (-l_h^2 \nabla_h^2) - i l_h \underline{\alpha} \cdot \nabla_h \right)^{1/2} T_s(t, \underline{x}) + T_s(t, \underline{x}) = sF(t, \underline{x}) \\ T_s(t, \underline{x}) &= s \int_{surf} \int_0^t G_\delta \left( \frac{t-t'}{\tau}, \frac{|\underline{x}-\underline{x}'|}{l_h}, 0 \right) F(t', \underline{x}') \frac{dt'}{\tau} \frac{d\underline{x}'}{l_h^2} \\ &= \frac{s}{l_h^2} \int_{surf} \int_0^t \frac{e^{-\tau|\underline{x}-\underline{x}'-l_h \underline{\alpha}(t-t')/\tau|^2/(4l_h^2(t-t'))}}{2(t-t')} \left( \sqrt{\frac{\tau}{\pi(t-t')}} - e^{(t-t')/\tau} \operatorname{erfc} \sqrt{\frac{(t-t')}{\tau}} \right) F(t', \underline{x}') dt' d\underline{x}' \end{aligned} \quad (17)$$

(“surf” is the surface over which the forcing acts, the bottom line uses the explicit eq. 12 for  $G_{\delta}$ ).

140 The above shows that even with the purely classical integer-ordered Budyko-Sellers type heat equation, that surface temperatures already obey long memory, half order equations. However, it is not certain that the classical heat equation is in fact the most appropriate model. Straightforward generalizations to fractional heat equations - where  $\tau \frac{\partial T}{\partial t} \rightarrow \tau^{2h} {}_{\infty} D_t^{2h} T$  lead directly to fractional energy balance equations for surface temperatures, we investigate fractional heat equations elsewhere. Physically, this generalization from the classical fractional value  $h = 1/2$  could be a consequence of turbulent  
145 diffusive transport which since at least Richardson been known to have anomalous diffusion.

## 2.2 Energy balance, equilibrium

If  $F(t, \underline{x}) = 0$  then there is a radiative energy balance at time  $t$ , point  $\underline{x}$ , but the temperature may be changing. However, if  $F(t, \underline{x}) = 0$  for a long enough time, and for all  $\underline{x}$ , then the time derivatives ( $\frac{\partial}{\partial t} = 0$ ) vanish and Earth is in a steady energy balance (“climate”) state,  $T_{clim}(\underline{x})$ , so that the temperature anomaly  $T(t, \underline{x}) = 0$ . Now consider a step function increase  
150  $F(t, \underline{x}) = \Theta(t) F_0(\underline{x})$ . Then as  $t \rightarrow \infty$ , the time derivatives will vanish and a new (steady) climate state (with temperature  $T_0(\underline{x})$ ) will be reached in which the horizontal transport and anomalous black body emission balance the new forcing:  
 $\left( (-\nabla_h^2)^{1/2} + 1 \right) T_0(\underline{x}) = F_0(\underline{x})$ . The new state is steady in time and is in energy balance with outer space and its local surroundings, but it is not strictly correct to describe  $T_0(\underline{x})$  as one of thermal equilibrium. This is because thermal equilibrium would imply that the temperature everywhere is constant (thermodynamic equilibrium is an even more stringent  
155 condition). Nevertheless the term “radiative equilibrium” is commonly used in the context of planetary energy balance, hence the terms energy balance and equilibrium are used synonymously.

Let us now investigate the equilibrium state. Since  $d/dt = 0$ , the conjugate variable  $p = 0$ , with this and  $\underline{\alpha} = 0$  in eq. 15, we obtain the equation for the (spatial) surface impulse response  $G_{eq, \delta}(r; 0)$  for equilibrium (subscript “eq”):

$$\left( (-\nabla_h^2)^{1/2} + 1 \right) G_{eq, \delta} = \delta(\underline{x}) \stackrel{F.T.}{\leftrightarrow} (k+1) \hat{G}_{eq, \delta} = 1 \quad (18)$$

160 i.e. the same as eq. 4 but with  $p = 0$  (and  $\underline{\alpha} = 0$ ) hence:

$$\hat{G}_{eq, \delta}(k; z) = \frac{e^{kz}}{1+k} \quad (19)$$



The equilibrium (long time) surface temperature (spatial) impulse (Dirac “hotspot”) Green’s function is therefore:

$$G_{eq,\delta}(r,0) = \frac{1}{r} + \frac{\pi}{2} (Y_0(r) - H_0(r)) \stackrel{(H.T.)}{\leftrightarrow} \hat{G}_{eq,\delta}(k;0) = \frac{1}{1+k} \quad (20)$$

165 Where  $H_0$  is the zeroth order Struve function and  $Y_0$  is the zeroth order Bessel function of the second kind. For large  $r$ , we have the expansions:

$$G_{eq,\delta}(r;0) \approx \frac{1}{r^3} - \frac{9}{r^5} + O(r^{-7}); \quad r \gg 0 \quad (21)$$

$$G_{eq,\delta}(r;0) \approx \frac{1}{r} + \log r + \gamma_E - \log 2 - r + \frac{r^2}{4} (1 + \log 2 - \gamma_E) - \frac{r^2}{4} \log r + \dots; \quad r \approx 0$$

The  $1/r^3$  asymptotic decay is fast and implies that spatial hotspots remain fairly localized; indeed, it is easy to show that if instead we had a Dirac surface heat flux source driving the system (i.e. with surface B.C.  $\left. \frac{\partial T}{\partial z} \right|_{z=0} = \delta(\underline{x})$  i.e. without

170 radiation) that the decay would be the much faster ( $\approx 1/r$ ). Radiative-conductively forced inhomogeneities thus remain much more localized than would otherwise be the case.

To study the convergence to equilibrium, consider a simple model of a surface “hot spot” where the forcing is confined to a unit circle and turned on at  $t = 0$  and then held at a constant unit temperature. This is the spatial equivalent of a step forcing in space, we combine it with a step (Heaviside) in time:

$$175 \quad F(t,r) = \Theta(t) \Pi_1(r); \quad \Pi_1(r) = \begin{cases} 1 & r \leq 1 \\ 0 & r > 1 \end{cases} \quad (22)$$

$\Pi_1(r)$  is the corresponding indicator function. We now use the transform pair  $\Pi_1(r) \stackrel{H.T.}{\leftrightarrow} \frac{J_1(k)}{k}$  to perform the convolution:

$$T_s(t,r) = G_\Theta(t,r;0) * \Theta(t) \Pi_1(r) \stackrel{H.T.}{\leftrightarrow} \frac{J_1(k)}{k} \hat{G}_\Theta(t,k;0) \quad (23)$$

( $J_1$  is the first order Bessel function of first kind). Taking the limit  $t \rightarrow \infty$  we obtain the equilibrium temperature distribution. Alternatively we could find it directly by from eq. 19:

$$180 \quad T_{eq,s}(r) = T_s(\infty, r) \overset{H.T.}{\leftrightarrow} \frac{J_1(k)}{k(1+k)} \quad (24)$$

Fig. 4 shows the cross section as a function of the distance from the circle's centre at various times (the inverse Hankel transforms were done numerically). We note that the temperature rises very quickly at first, then slowly reaches equilibrium (thick). The figure also shows (dashed) the equilibrium when the forcing is purely due to unit conductive heating over the unit circle. The difference between the dashed and the thick equilibrium curves are purely due to the radiative losses in the latter. (Note that in the zero-dimensional case in part I, using pure heating forcing boundary conditions leads to diverging temperatures, there is no equilibrium. This explains why Brunt instead used temperature forcing boundary conditions. Here, in two horizontal dimensions, boundary conditions that impose a fixed temperature over the circle are problematic since they imply infinite horizontal temperature gradients and infinite horizontal heat fluxes).

185 Figs. 5, 6 shows the same evolution but with temperature as a function of time for various distances (fig. 5) and as contours in space-time (fig. 6). We see that equilibrium is largely established in the first two relaxation times (here  $\tau = 1$ ) and most of the perturbation is confined to two horizontal diffusion distances (here,  $l_h = 1$ ).

### 2.3 Comparison of the HEBE with the standard 1-D Budyko - Sellers model on a sphere

195 It is helpful to clearly understand the similarities and differences between the HEBE and the usual 1-D (latitudinal) Budyko-Sellers (B-S) approach (see the comprehensive monograph [North and Kim, 2017], and see [Zhuang et al., 2017], [Ziegler and Rehfeld, 2020] for recent applications, development). Since the B-S model is on a sphere but with only latitudinal dependence, we write the horizontal transport term  $\nabla_h \cdot D_{B-S} \nabla_h$  using gradient and divergence operators:

$$\nabla_h \cdot = -\frac{1}{R} \frac{d}{d\mu} \sqrt{1-\mu^2}; \quad \nabla_h = -\frac{\sqrt{1-\mu^2}}{R} \frac{d}{d\mu} \quad \text{with } \mu = \cos \theta, \text{ and } \theta = \text{colatitude and } R \text{ is the radius of the Earth. In}$$

standard notation [North and Kim, 2017]) the B-S equation is thus written:

$$200 \quad C \frac{\partial T}{\partial t} - \frac{\partial}{\partial \mu} \left( D_{B-S}(\mu) (1-\mu^2) \frac{\partial}{\partial \mu} T \right) + B(\mu)T + A(\mu) = Q_0 H(\mu); \quad H(\mu) = S(\mu) a(\mu) \quad (25)$$

Where  $C$  is the specific heat per area,  $D_{B-S}$  the thermal conductivity per radian of arc,  $B$  is the climate feedback parameter, the inverse of climate sensitivity ( $B=1/s$ ),  $Q_0$ , the solar constant,  $H$  the heat function,  $S$  is the insolation distribution function,  $a$  is the co-albedo and  $A$  is the constant term from the linearization of the black-body emission. If we measure temperatures with respect to the mean (reference) Earth temperature so that the  $A$  term balances the mean forcing), then the B-S equation with dimensionless operators can be written:

205

$$\left( \tau \frac{\partial}{\partial t} - s \frac{\partial}{\partial \mu} D_{B-S}(\mu) (1 - \mu^2) \frac{\partial}{\partial \mu} \right) T + T = sF \quad (26)$$

(the product  $sD_{B-S}$  is dimensionless,  $\tau = C/B$ ) where  $F$  is the anomaly with respect to the global average.

In part I section 3.1.1, we expressed the horizontal transport operator in terms of the transport coefficient  $D_F$  that allows us to write the HEBE in the form:

$$210 \quad \left( \tau \frac{\partial}{\partial t} + \zeta \right)^{1/2} T + T = sF; \quad \zeta = -sR \nabla_h \cdot D_F \nabla_h; \quad D_F(\underline{x}) = \frac{l_h(\underline{x})}{Rs(\underline{x})} = \kappa_h \frac{\beta \rho c}{R} \quad (27)$$

where  $\beta = (\kappa_v / \kappa_h)^{1/2}$ . Using  $\zeta = -s \frac{d}{d\mu} D_F(\mu) (1 - \mu^2) \frac{d}{d\mu}$  for the transport operator, we obtain the 1-D HEBE on

the sphere:

$$\left( \tau \frac{\partial}{\partial t} - s \frac{\partial}{\partial \mu} D_F(\mu) (1 - \mu^2) \frac{\partial}{\partial \mu} \right)^{1/2} T + T = sF \quad (28)$$

In the case of constant thermal diffusion coefficients we may solve both the B-S and HEBE equations using Legendre

$$215 \quad \text{polynomials } P_n(\mu) \text{ that are eigenfunctions of the Laplacian: } \left( -\frac{\partial}{\partial \mu} (1 - \mu^2) \frac{\partial}{\partial \mu} \right) P_n(\mu) = n(n+1) P_n(\mu) \text{ (with boundary}$$

conditions at the poles being zero horizontal heat flux, see also appendix C for more general results on the sphere). Expanding the temperature and forcing in terms of the Legendre polynomials and taking Laplace transforms of the coefficients in time, we obtain:

$$220 \quad T(t, \mu) = \sum_{n=0}^{\infty} T_n(t) P_n(\mu) \stackrel{L.T.}{\leftrightarrow} \hat{T}(p, \mu) = \sum_{n=0}^{\infty} \hat{T}_n(p) P_n(\mu)$$

$$F(t, \mu) = \sum_{n=0}^{\infty} F_n(t) P_n(\mu) \stackrel{L.T.}{\leftrightarrow} \hat{F}(p, \mu) = \sum_{n=0}^{\infty} \hat{F}_n(p) P_n(\mu) \quad (29)$$

We then obtain equations for the Laplace transform of the  $n^{\text{th}}$  Legendre coefficients:

$$\begin{aligned}
(\tau p + \xi_{B-S,n}) \widehat{T}_n + \widehat{T}_n &= s \widehat{F}_n; & \xi_{B-S,n} &= s D_{B-S} n(n+1) \\
(\tau p + \xi_{F,n})^{1/2} \widehat{T}_n + \widehat{T}_n &= s \widehat{F}_n; & \xi_{F,n} &= s D_F n(n+1)
\end{aligned} \tag{30}$$

So that:

$$\begin{aligned}
\widehat{T}_n(p) &= s \widehat{G}_\delta^{(n)}(p) \widehat{F}_n(p); & \widehat{G}_{\delta,B-S}^{(n)}(p) &= \widehat{G}_{\delta,1}(\tau p + \xi_{B-S,n}); & \widehat{G}_{\delta,h}(p) &= \frac{1}{1+p^h} \\
& & \widehat{G}_{\delta,F}^{(n)}(p) &= \widehat{G}_{\delta,1/2}(\tau p + \xi_{F,n}); & &
\end{aligned} \tag{31}$$

225 In real space:

$$\begin{aligned}
\tau^{-1} e^{-\xi_{B-S,n} t / \tau} G_{\delta,B-S}^{(n)}(t / \tau) &\stackrel{L.T.}{\leftrightarrow} \widehat{G}_{\delta,1}^{(n)}(p \tau + \xi_{B-S,n}) \\
\tau^{-1} e^{-\xi_{1/2,n} t / \tau} G_{\delta,F}^{(n)}(t / \tau) &\stackrel{L.T.}{\leftrightarrow} \widehat{G}_{\delta,1/2}^{(n)}(p \tau + \xi_{F,n})
\end{aligned} \tag{32}$$

(note that the generalization to the FEBE is obtained by the replacement  $\tau p \rightarrow (\tau p)^{2h}$  so that

$\widehat{G}_{\delta,h}^{(n)}(p) = \left(1 + \left((\tau p)^{2h} + \xi_{F,n}\right)^{1/2}\right)^{-1}$  whereas  $\widehat{G}_{\delta,B-S}^{(n)}(p) = \left(1 + \tau p + \xi_{B-S,n}\right)^{-1}$  so that  $\widehat{G}_{\delta,B-S}^{(n)}$  is *not* a special case of

the FEBE). Using:

$$\begin{aligned}
e^{-t} &\stackrel{L.T.}{\leftrightarrow} \frac{1}{1+p} \\
\sqrt{\frac{1}{\pi t}} - e^{t/\tau} \operatorname{erfc} \sqrt{t} &\stackrel{L.T.}{\leftrightarrow} \frac{1}{1+p^{1/2}}
\end{aligned} \tag{33}$$

230

(eq. 35, part I), combining this with eq. 32, we obtain for the impulse responses:

$$\begin{aligned}
G_{\delta,B-S}^{(n)}(t) &= \tau^{-1} e^{-(1+\xi_{B-S,n})t/\tau} \\
G_{\delta,F}^{(n)}(t) &= \tau^{-1} e^{-\xi_{F,n}t/\tau} \left( \sqrt{\frac{\tau}{\pi t}} - e^{t/\tau} \operatorname{erfc} \sqrt{\frac{t}{\tau}} \right)
\end{aligned} \tag{34}$$

Integrating these with respect to  $t$ , we obtain the step responses:

$$G_{\Theta, B-S}^{(n)}(t) = \frac{1}{\xi_{B-S,n} + 1} \left( 1 - e^{-(\xi_{B-S,n} + 1)t/\tau} \right)$$

$$G_{\Theta, F}^{(n)}(t) = \frac{\sqrt{\xi_{F,n}} \operatorname{erf} \sqrt{\xi_{F,n} \frac{t}{\tau}} - 1 + e^{-t(\xi_{F,n} - 1)/\tau} \operatorname{erfc} \sqrt{\frac{t}{\tau}}}{\xi_{F,n} - 1} \quad (35)$$

235 The long time limit represents Earth energy balance (equilibrium):

$$G_{eq, B-S}^{(n)} = G_{\Theta, 1}^{(n)}(\infty) = \frac{1}{1 + \xi_{B-S,n}} = \frac{1}{1 + sD_{B-S}n(n+1)}$$

$$G_{eq, F}^{(n)} = G_{\Theta, F}^{(n)}(\infty) = \frac{1}{1 + \sqrt{\xi_{F,n}}} = \frac{1}{1 + \sqrt{sD_F n(n+1)}} \quad ; \quad \xi \geq 0 \quad (36)$$

If  $\xi < 0$ , then there is an unphysical divergence so that  $sD_F$  must be  $> 0$ . Since  $P_n(\mu)$  has  $n$  zeroes,  $n$  plays the role of wavenumber, it specifies structures of horizontal size  $\approx \pi R/n$ . Therefore we see that the B-S model (where  $G_{eq}$  falls off as  $n^{-2}$ ) will yield a much smoother equilibrium temperature than the HEBE where it falls off as  $n^{-1}$ . Note that when generalized from the HEBE to the FEBE (with  $p \rightarrow p^{2h}$ ), this equilibrium result is unchanged.

240

For the HEBE, the short and long time behaviours are:

$$G_{\Theta, F}^{(n)}(t) = \frac{2t^{1/2}}{\sqrt{\pi\tau}} - \frac{t}{\tau} - \frac{2(\xi_{F,n} - 2)}{3\sqrt{\pi}} \left( \frac{t}{\tau} \right)^{3/2} + \frac{1}{2}(\xi_{F,n} - 1) \left( \frac{t}{\tau} \right)^2 + \dots; \quad t \ll \tau; \quad n \geq 0$$

$$G_{\Theta, F}^{(0)}(t) = 1 - \frac{1}{\sqrt{\pi t}} + \frac{1}{2t\sqrt{\pi t}} - \dots; \quad t \gg \tau; \quad n = 0 \quad (37)$$

$$G_{\Theta, F}^{(n)}(t) = \frac{1}{1 + \sqrt{\xi_{F,n}}} - \frac{e^{-\xi_{F,n}t/\tau}}{2\sqrt{\pi}\xi_{F,n}} \left( \frac{t}{\tau} \right)^{-3/2} \left( 1 - \frac{3}{2} \left( \frac{1 + \xi_{F,n}}{\xi_{F,n}t/\tau} \right) + \dots \right); \quad t \gg \tau; \quad n \geq 1$$

The asymptotic response for  $G_{\Theta, F}^{(n)}(t)$  is interesting because it tells us how quickly equilibrium is reached. When  $n = 0$  we have  $P_0(\mu) = 1$ , so that this component corresponds to the mean. Since  $\xi_{F,0} = 0$  we see that it is identical to the zero-

245 dimensional result in part I: equilibrium is approach in a power law fashion ( $t^{1/2}$  for large  $t$ ), whereas for  $n = 0$ , the B-S model approach to equilibrium is exponential. However for  $n \geq 1$ , HEBE power law terms are exponentially damped, with exponential decay time:  $\tau_{F,n} = \tau / \xi_{F,n}$  whereas the B-S model is exponentially damped for all  $n$  with  $\tau_{B-S,n} = \tau / \left(1 + \xi_{B-S,n}\right)$ .

In order to make a more detailed comparison between the models, we can follow [North and Kim, 2017] who consider a model with constant  $D_{S-B}$  and that is north-south symmetric so that the odd numbered polynomials vanish. They empirically give the climate equilibrium values for  $n = 0, 2, 4$ ; the (constant)  $n = 0$  term is used to obtain the mean temperature 288K. Other pertinent empirical data are  $s = 1/B = 0.50 \text{ KW}^{-1}\text{m}^2$ ,  $F_2 = -180.7 \text{ W/m}^2$ ,  $F_4 = 20.8\text{K}$ ,  $T_2 = -30\text{K}$ ,  $T_4 = -4\text{K}$ . From eq. 36 for the equilibrium temperature Green's function, we obtain:  $T_{eq,n} = sG_{eq,B-S}^{(n)} F_n$ . The  $n = 2$  relationship is use to estimate

$$D_{B-S} = \frac{1}{6s} \left( \frac{sF_2}{T_2} - 1 \right) = 0.67 \text{ Wm}^2\text{K}^{-1}, \text{ with this estimate, we obtain } T_4 = F_4 / \left(1 + \xi_{B-S,n}\right) = F_4 / \left(1 + 20D_{B-S}s\right) \approx$$

1.35K which is not far from the empirical estimate  $T_4 = -4\text{K}$  ([North and Kim, 2017]), it also yields the dimensionless quantity  $sD_{B-S} = 0.33$ . If we follow the same procedure for the HEBE, we estimate  $D_F = \frac{1}{6s} \left( \frac{sF_2}{T_2} - 1 \right)^2$ , comparing this with the

B-S relation, we find:  $sD_F = 6(sD_{S-B})^2$  the dimensionless  $sD_F = 0.67$ , and  $D_F = 1.33 \text{ Wm}^2\text{K}^{-1}$ ,  $T_4 = 2.23\text{K}$  (again not far from the data). We note that the ratio  $D_F / D_{B-S} \approx 2$  so that the estimates are close.

We can use this information to estimate  $l_h$  in the HEBE. From the definition of  $D_{B-S}$  as a thermal conduction coefficient per radian we obtain  $D_{B-S} = K/R$  so that  $\kappa_h = K / \rho c = RD_{B-S} / \rho c \approx 1\text{m}^2 / s$  (where  $K$  is the usual thermal conductivity).

260 To find the transport length, we can use  $l_h = \beta \kappa_h \rho c s$ ,  $\beta = \left( \frac{\kappa_v}{\kappa_h} \right)^{1/2}$ , to obtain:

$$\frac{l_h}{R} = \beta s D_{B-S} \tag{38}$$

Alternatively, we can estimate  $l_h$  from the global scale  $D_F$ :

$$\frac{l_h}{R} = s D_F \tag{39}$$

We see that these  $l_h$  estimates differ by a factor of  $\beta D_{B-S}/D_F \approx \beta/2$ . Since typical numerical models with resolutions of hundreds of kilometers use  $\kappa_v \approx 10^{-4} \text{ m}^2/\text{s}$ , and  $\kappa_h \approx 1\text{m}^2/\text{s}$ , at least at these scales  $\beta \approx 10^{-2}$  so that the difference in the estimates may be large. For example since  $sD_{B-S} \approx 0.33$ , we find that the former yields  $l_h \approx 20\text{km}$ , while the latter yields,  $l_h \approx 4000 \text{ km}$ . One

way to reconcile the difference is to that assume both  $\kappa_h$  and  $\kappa_v$  are highly variable in space. In this case, the ratio  $\beta$  that characterizes the horizontal-vertical effective diffusivity anisotropy – will have a systematic scale dependence due to a difference in the scaling properties of  $\kappa_h$  and  $\kappa_v$ . Therefore so that at global scales we may have  $\beta \approx 1$  but at kilometric scales,  $\beta \approx 10^{-2}$ . This may arise as a consequence of the scaling anisotropic horizontal structure of the atmosphere at weather scales, notably of the horizontal wind field, the 23/9D model, [*Schertzer and Lovejoy, 1985*].

A different (possibly additional) way of reconciling the estimates is to consider the potentially large (multifractal) intermittency of the diffusivities that introduces a strong scale effect. For example, [*Havlin and Ben-Avraham, 1987*], [*Weissman, 1988*], [*Lovejoy et al., 1998*] show that in 1-D, the large scale effective thermal resistance  $\rho$  – the inverse diffusivity - is the average of the small scale resistances. If we denote the spatial averages over a scale  $L$  by a subscript, and assume that the resistivity is scaling (scale invariant) up to planetary scales (denote this by  $R$ ), then it will generally follow the following multifractal statistics:

$$\langle \rho_L^q \rangle = \left( \frac{R}{L} \right)^{K_\rho(q)} \langle \rho_R^q \rangle \quad (40)$$

Where the angle brackets denote statistical averages and  $K_\rho(q)$  is the moment scaling function that characterizes the scaling of the  $q^{\text{th}}$  order statistical moment order of the thermal resistance.

The thermal resistance is proportional to the inverse thermal diffusivity, therefore the effective HEBE diffusive transport coefficient at scale  $L$  satisfies:

$$D_{F,L} \propto \kappa_{h,L} \propto (\rho^{-1})_L \approx \left( \frac{R}{L} \right)^{-K_\rho(-1)} D_{F,R} \quad (41)$$

$((\rho^{-1})_L)$  is the average of  $1/\rho$  over horizontal scale  $L$ ). Finally, using  $l_{h,L} \propto D_{F,L}$  we obtain:

$$l_{h,L} \propto \left( \frac{L}{R} \right)^{K_\rho(-1)} l_{h,R} \quad (42)$$

Which relates the average transport length at small scales  $L$  and planetary scales  $R$ . Depending on  $K_\rho(-1)$ , the ratio  $l_{h,L} / l_{h,R}$  can be quite small. For example, if the thermal resistivity statistics are taken as log-normal, then:  $K_\rho(q) = C_1 q(q-1)$  so that  $K_\rho(-1) = 2C_1$  so that  $l_{h,L} \propto (L/R)^{2C_1} l_{h,R}$ . As discussed in appendix A,  $C_1 \approx 0.16$  for the temperature in space (see also [*Lovejoy, 2018*]). Using this value as a guide, we find  $l_{h,L} \propto (L/R)^{0.32} l_{h,R}$  so that depending on the small scale

290 resolution  $L$ , such spatial variability of the diffusivity can easily explain a factor of 10 or more increase in the effective transport length at large scales. Clearly the scale dependence of  $\kappa_h$ ,  $\kappa_v$  is an important topic for future FEBE research.

### 3. The inhomogeneous heat equation

#### 3.1 Babenko's method

The homogeneous heat equation in a semi-infinite domain is a classical problem and conductive - radiative surface  
 295 boundary conditions naturally lead to fractional order operators, the HEBE and GHEBE. Although we have seen that fractional operators appear quite naturally, their advantages are much more compelling for the more realistic inhomogeneous equations relevant for the Earth. We therefore proceed to derive the inhomogeneous HEBE and GHEBE using Babenko's method. The more usual application is to find the surface heat flux given a solution to the conduction equation (see for example [Magin *et al.*, 2004], [Chenkuan and Clarkson, 2018]), although the following application appears to be original.

300 In the inhomogeneous case with  $\tau = \tau(\underline{x})$ ,  $l_h = l_h(\underline{x})$ ,  $l_v = l_v(\underline{x})$ ,  $\underline{\alpha} = \underline{\alpha}(\underline{x})$ , there is no unique nondimensionalization. Therefore, we express the inhomogeneous anomaly heat equation with nondimensional operators as:

$$\left( \tau \frac{\partial}{\partial t} + l_h \zeta - \left( l_v \frac{\partial}{\partial z} \right)^2 \right) T = 0; \quad \zeta = \left( \underline{\alpha} \cdot \nabla_h + l_h (-\nabla_h^2) \right) \quad (43)$$

Where we have used  $\kappa_v(\underline{x}) = l_v^2 \frac{\partial^2}{\partial z^2} = \left( l_v \frac{\partial}{\partial z} \right)^2$  and  $\zeta$  is a time independent horizontal transport operator allowing for  
 both advective and diffusive transport. Under the fairly general conditions, when  $\zeta$  operates on the temperature field, it is  
 305 proportional to the nondimensional divergence of the horizontal heat flux (discussed in part I, see eq. 4). Since the forcing is via the surface boundary condition rather than by an inhomogeneous term, eq. 43 is mathematically homogeneous.

The first step in Babenko's method (see e.g. [Podlubny, 1999], [Magin *et al.*, 2004]), is to factor the differential operator:

$$\left( \Lambda + l_v \frac{\partial}{\partial z} \right) \left( \Lambda - l_v \frac{\partial}{\partial z} \right) T = 0; \quad \Lambda = \left( \tau \frac{\partial}{\partial t} + l_h \zeta \right)^{1/2} \quad (44)$$

As usual, the general solution of a homogeneous equation is a linear combination of elementary solutions  $A_+$  and  $A_-$ :

$$310 \quad \left( \Lambda + l_v \frac{\partial}{\partial z} \right) A_+(t, \underline{x}; z) = 0; \quad \left( \Lambda - l_v \frac{\partial}{\partial z} \right) A_-(t, \underline{x}; z) = 0 \quad (45)$$



The  $A_+$  solution leads to solutions that diverge at  $z = -\infty$  whereas  $A_-$  leads to the required physical solutions with  $T(-\infty) = 0$ , ([Podlubny, 1999]). Therefore we are interested in solutions to:

$$\left( \Lambda - l_v \frac{\partial}{\partial z} \right) T(t, \underline{x}; z) = 0 \quad (46)$$

putting  $z = 0$  and using  $Q_z = -(l_v / s) \partial T / \partial z$  (part I, eq. 22), we obtain:

$$315 \quad \left( \tau \frac{\partial}{\partial t} + l_h \zeta \right)^{1/2} T_s = l_v \frac{\partial T}{\partial z} \Big|_{z=0} = s Q_s; \quad \begin{aligned} T_s(t, \underline{x}) &= T(t, \underline{x}; 0) \\ Q_s(t, \underline{x}) &= -(\underline{Q}_{s,d} (t, \underline{x}; 0))_z \end{aligned} \quad (47)$$

where  $T_s(t, \underline{x})$  is the surface temperature anomaly and  $Q_s$  is the heat flux into the surface (the negative of  $Q_{s,d,z}$  which is the  $z$  component of the surface conductive (sensible) heat flux). Before interpreting the half order operator on the left, we can already give this equation a physical interpretation. When  $Q_s > 0$ , sensible heat is forced into the Earth, some of it is stored in the subsurface (the  $\tau \frac{\partial}{\partial t}$  term, the same horizontal position  $\underline{x}$  but stored by heating up the subsurface,  $z < 0$ ), and some of the

320 heat (the  $l_h \zeta$  term), is the contribution from the horizontal divergence of the heat flux to the storage (and conversely when  $Q_s < 0$ ). We can also understand the basic difference between the  $A_+$  and  $A_-$  solutions: whereas the physically relevant  $A_-$  solution correspond to energy storage and horizontal transport in the region  $z < 0$ , the  $A_+$  solutions correspond to the region  $z > 0$  assumed to be devoid of conducting material.

The final step is to use the fact that the conductive heat flux  $Q_s$  is equal to the radiative imbalance (part I, fig. 1):

$$325 \quad Q_s = R_\uparrow - R_\downarrow = \frac{T_s}{s} - F \quad (48)$$

Combining the equations 47, 48 we obtain the inhomogeneous Generalized Half-order Energy Balance Equation (GHEBE):

$$\left( \tau(\underline{x}) \frac{\partial}{\partial t} + l_h(\underline{x}) \zeta(\underline{x}) \right)^{1/2} T_s(t, \underline{x}) + T_s(t, \underline{x}) = s(\underline{x}) F(t, \underline{x}) \quad (49)$$

If needed, the internal field  $T(t, \underline{x}; z)$ , can be found by solving eq. 49 for  $T_s(t, \underline{x})$  which is the  $z = 0$  boundary condition for the full eq. 43. We see that eq. 49 reduces to the homogeneous GHEBE (eq. 17) when  $\tau, l_h, s, \underline{\alpha}$  are constant.

330 By comparing this derivation with that of the homogeneous GHEBE via the classical Laplace-Fourier transform method  
 (section 2.1), it is clear that Babenko's method is very similar, but is more general. Whereas in the homogeneous equation,  
 where the transforms reduce the derivative operations to algebra, the difficulty with Babenko's method is to find proper  
 interpretations of the fractional operators. However, in the above, we assumed that  $\tau$  was only a function of position, so that  
 Laplace (or Fourier) transform methods still apply in the time domain, in the next section we discuss the more challenging  
 335 interpretation of the fractional inhomogeneous spatial operators.

### 3.2 The zeroth order high frequency GHEBE: the HEBE

Before discussing the inhomogeneous GHEBE, consider the case where the horizontal term  $l_h \zeta$  is small compared to  
 $\tau \frac{\partial}{\partial t}$ ; below we argue that this is a good approximation for scales up to years and decades and greater than tens of kilometers  
 (table 1, appendix A). Recall that the horizontal transport term is in fact proportional to the divergence of the horizontal heat  
 340 flux so that it may be small even when heat fluxes are significant [Trenberth *et al.*, 2009]. Alternatively, in globally averaged  
 models, there are no horizontal inhomogeneities so that  $\zeta = 0$ . In these cases  $\Lambda = \tau(\underline{x})^{1/2} \frac{\partial^{1/2}}{\partial t^{1/2}}$ ; and we obtain the  
 inhomogeneous HEBE as a special case of the inhomogeneous FEBE:

$$\tau(\underline{x})^h {}_{-\infty}D_t^h T_s(t, \underline{x}) + T_s(t, \underline{x}) = s(\underline{x}) F(t, \underline{x}); \quad h = 1/2 \quad (50)$$

We have written it with a general  $h$  since as in part I, an inhomogeneous version of the EBE may be obtained with  $h =$   
 345 1. We have also used the Weyl derivative (i.e. from  $t = -\infty$ ) since this accommodated periodic or statistically  
 stationary forcing as well as forcing starting at  $t = 0$  (In this case we simply consider  $F = 0$  for  $t \leq 0$ ). Eq. 50 shows that  
 the HEBE only depends on the local climate sensitivity and the local relaxation time. We'll see below that explicit  
 dependence on the horizontal transport ( $\nu, \kappa_h$ ) and specific heat per volume  $\rho c$  is only important at scales somewhat  
 smaller than the transport length scale (or alternatively at extremely long time scales, section 3.6). Before solving the  
 350 HEBE, it is instructive to introduce the notation  $T_\infty(t, \underline{x}) = s(\underline{x}) F(t, \underline{x})$ .  $T_\infty$  is the equilibrium temperature that  
 would be reached at time  $t$  if at each location  $\underline{x}$  for longer times,  $F$  was suddenly fixed at that value. With this notation,  
 we may integrate both sides of eq. 50 by order  $h$ , and multiply by  $\tau^{-h}$  to obtain:

$$T_s(t, \underline{x}) = \frac{1}{\Gamma(h)} \int_{-\infty}^t \left( \frac{t-u}{\tau(\underline{x})} \right)^{h-1} (T_\infty(u, \underline{x}) - T_s(u, \underline{x})) \frac{du}{\tau(\underline{x})}; \quad 0 < h < 1 \quad (51)$$

Written in this form, it is obvious that the temperature is constantly relaxing in a power law manner to  $T_\infty$  (although if  $F$  is time dependent, equilibrium will in general never in fact be established). In the usual EBM special case ( $h = 1$ ), the power law must be replaced by an exponential, the HEBE is obtained with  $h = 1/2$ . Since  $T_\infty = sF$ , the deviation from  $T_\infty$  - the term  $\tau^h {}_{-\infty}D_t^h T_s$  (eq. 50) - physically corresponds to the energy imbalance, as before, it is a power law, long memory energy storage term.

The FEBE is a linear differential equation that can be solved using Green's functions [Miller and Ross, 1993], [Podlubny, 1999]. The solution is:

$$T_s(\underline{x}, t) = \frac{s(\underline{x})}{\tau(\underline{x})} \int_{-\infty}^t G_{\delta, h} \left( \frac{t-u}{\tau(\underline{x})} \right) F(\underline{x}, u) du \quad (52)$$

where  $G_{\delta, H}$  is the  $H$  order Mittag-Leffler impulse response Green's function ([Lovejoy, 2019a]). In general,  $G_{\delta, h}$  is only expressible in terms of infinite series, exceptions are the  $h = 1$  EBE ( $G_{\delta, 1} = e^{-t}$ ); and the  $h = 1/2$  HEBE (eq. 33).

The corresponding step response  $G_{\theta, 1/2}$  is the integral of  $G_{\delta, 1/2}$  (respectively  $G_{1, 1/2}$ ,  $G_{0, 1/2}$  in the notation of eq. 36, part I), it describes relaxation to equilibrium when  $F$  is a step function; similarly, the ramp (linear forcing, second integral of a  $\delta$  function) response  $G_{2, 1/2}$  (eq. 36, part I), is the integral of the step response.

### 3.3 Some features of stochastic forcing

The FEBE and the HEBE are examples of fractional relaxation equations; these have primarily been discussed in the context of deterministic forcings that start at  $t = 0$ . The corresponding stochastic fractional relaxation processes (in physics, "fractional Langevin equations", (FLE) see the references in [Lovejoy, 2019a]) - here corresponds to stochastic internal forcing. The FLE has received little attention, although [Kobayev and Romanov, 2000], [West et al., 2003] discuss the corresponding nonstationary random walks. The statistically stationary stochastic case that results when Weyl rather than Riemann-Liouville fractional derivatives are used is treated in [Lovejoy, 2019a], including the HEBE autocorrelation function and prediction problem (and its limits) when  $F$  is a Gaussian white noise.

To understand the noise driven HEBE, it is helpful to Fourier analyse it using  $\left( {}_{-\infty}D_t^h \right)^{Fourier} \rightarrow (i\omega)^h$  [Lovejoy, 2019a], section 3.3 part I. At high frequencies, the derivative (energy storage) term dominates so that the temperature is a fractional integral (order  $h$ ) of the forcing. At low frequencies, the derivative term can be neglected so that  $T \approx sF$  implying that the equilibrium temperature follows the forcing and that  $s$  is indeed the usual climate sensitivity.

380 Alternatively, in real space, if  $F(t)$  is a unit step function  $\Theta(t)$  and  $s = 1$ , then for  $h \neq 1$  the long time relaxation to the equilibrium temperature response is a power law:  $G_{\Theta,h}(t) \approx 1 - t^{-h}$  (part I eq. 33). Similarly, for small  $t$ , for  $h < 1$ , the impulse response is singular  $G_{\delta,h}(t) \approx t^{h-1}$  (part I eq. 33). Due to this singularity, when  $F(t)$  is a Gaussian white noise, at high frequencies,  $T$  will be a fractional Gaussian noise (fGn) with exponent  $H = h - 1/2$ ; averages over time  $\Delta t$  will behave as  $\langle T_{\Delta t}^2 \rangle^{1/2} \propto \Delta t^H$  (this is the fluctuation exponent, for fGn,  $-1 < H < 0$ , for its integral - fractional Brownian motion, fBm - the fluctuation exponent is  $H+1$ ; to avoid confusion, note that the Hurst parameter of fGn and for the corresponding fBm are equal so that  $H' = H + 1$  and  $H'' = H$  respectively). When  $h \leq 1/2$  ( $H \leq 0$ ) and the resolution is increased ( $\Delta t \rightarrow 0$ ), this implies strong resolution dependencies (mathematically, small scale divergences) and so it is important in data analysis, including the estimation of the temperature of the Earth [Lovejoy, 2017]. When forced by a white noise, the HEBE is exactly at the critical value  $H = 0$  so that its high frequency (up to the relaxation time) corresponds to a “1/F” noise. A particularly relevant aspect is that the correlation function and spectrum change very slowly from high to low frequencies [Lovejoy, 2019a]. With data over a limited ranges of scales – e.g. months to decades – then, depending on the relaxation time  $\tau$ , the HEBE could mimic the FEBE with any  $h$  in the range  $0 < h \leq 1/2$  (hence  $-1/2 \leq H \leq 0$ ). It is thus possible that geographical variations in  $H$  reported in [Lovejoy et al., 2017] are spurious consequences of geographical variations in  $\tau(x)$ .

395 At global scales, the high and low frequency HEBE behaviours are close to observations. For example, the global value  $h = 0.5 \pm 0.2$  was found for the long time behaviour needed to project the earth’s temperature to 2100 [Hebert, 2017], [Hébert et al., 2020], and [Procyk et al., 2020] also using centennial scale global temperature estimates but using the FEBE directly, found the less uncertain  $h = 0.38 \pm 0.05$ ; and using data at monthly and seasonal scales [Del Rio Amador and Lovejoy, 2019] found the value  $h = 0.42 \pm 0.03$  and used it). Appendix B discusses the spatial cross correlation matrix implied by the HEBE that is needed for example in calculating Empirical Orthogonal Functions (EOFs, or for the space-time macroweather model developed in [Del Rio Amador and Lovejoy, 2021b]).

400 Although the HEBE was derived for anomalies, these were not defined as small perturbations but rather as time-varying components of the full solution of the temperature (energy) equation with the time independent part corresponding to the climate state. The only point at which  $T$  was assumed to be small was with respect to the absolute local climate temperature about which the black body radiation was linearized, a fairly weak restriction on  $T$ . We could also mention that by allowing the albedo or other parameters to change in time, the HEBE could easily be extended to the study of past or future climates where it would broaden the spectrum potentially improving the modeling of glacial cycles.

An important feature of fractional differential operators is that they imply long memories, this is the source of the skill in macroweather forecasts ([Lovejoy et al., 2015], [Del Rio Amador and Lovejoy, 2019]). The fractional term with the long memory corresponds to the energy storage process. In contrast, [Lionel et al., 2014] introduced a class of ad hoc Energy

410 Balance Models with Memory (EBMM) whose (nonfractional) time derivative depends on integrals over the past state of the system.

### 3.4 The first order in space GHEBE

415 The HEBE is the GHEBE limit where horizontal transport effects are dominated by temporal relaxation processes and are ignored. Although this spatial scale depends on the time scale, appendix A estimates that at monthly time scales, this spatial scale is less  $\approx 10$  km and even at centennial scales it may only be only 100km or so. For these small spatial scales, we follow [Babenko, 1986], [Kulish and Lage, 2000], [Magin et al., 2004], and expand the square root operator using the binomial expansion:

$$\Lambda = \tau^{1/2} \sqrt{\frac{\partial}{\partial t} + V\zeta} \approx \left( \tau \frac{\partial}{\partial t} \right)^{1/2} \left( 1 + \frac{1}{2} \left( \frac{\partial}{\partial t} \right)^{-1} V\zeta - \frac{1}{8} \left( \frac{\partial}{\partial t} \right)^{-2} (V\zeta)^2 + \dots \right)$$

$$V = \frac{l_h}{\tau} = \left( \frac{\kappa_h}{\kappa_v} \right) \frac{1}{\rho c s} \quad (53)$$

420 (for the expansion to be strictly valid,  $\tau$  must be a constant in time and in space; we have already assumed that  $V\zeta$  is independent of time). As usual with Babenko's method, a rigorous mathematical justification is not available ([Podlubny, 1999]), although recall that  $\tau$ , and  $l_h$  are only functions of position so that for the temporal operator, Laplace and Fourier transforms techniques still work.

425 Considering the spatial part of the fractional operator, we see that it is weighted by the effective heat transport velocity  $V$ ; as shown below, it plays the role of a small parameter (table 1, appendix A estimate it as  $\approx 10^{-4}$  m/s). Therefore, dropping the subscript "s" here and below, the GHEBE is:

$$\tau^{1/2} \left( \frac{\partial}{\partial t} + V\zeta \right)^{1/2} T + T =$$

$$\tau^{1/2} {}_{-\infty}D_t^{1/2} T + T + \frac{1}{2} V \tau^{1/2} \left( {}_{-\infty}D_t^{-1/2} \zeta \right) T - \frac{1}{8} V^2 \tau^{1/2} \left( {}_{-\infty}D_t^{-3/2} \zeta^2 \right) T + \dots = sF \quad (54)$$

with the Weyl fractional derivatives (these are partial fractional derivatives).

Keeping only the spatial terms leading in the small parameter  $V$ , we have the first order (in space) GHEBE:

$$430 \quad \tau^{1/2} {}_{-\infty}D_t^{1/2} T + T + \frac{1}{2} V \tau^{1/2} \left( {}_{-\infty}D_t^{-1/2} \zeta \right) T = sF \quad (55)$$

Or:

$$\tau^{1/2} {}_{-\infty}D_t^{1/2}T + T + \frac{1}{2}\tau^{1/2} {}_{-\infty}D_t^{-1/2}\left(\underline{v} \cdot \nabla_h T - \kappa_h \nabla_h^2 T\right) = sF \quad (56)$$

This equation is apparently similar to the usual transport equation. To see this, operate on both sides by  $\tau^{-1/2} {}_{-\infty}D_t^{1/2}$ , to obtain:

$$435 \quad \frac{\partial T}{\partial t} + \underline{v}' \cdot \nabla T - \kappa' \nabla^2 T + \tau^{-1/2} {}_{-\infty}D_t^{1/2}T = sF' \quad (57)$$

$$\underline{v}' = \frac{1}{2}\underline{v}; \quad \kappa' = \frac{1}{2}\kappa; \quad F' = \tau^{-1/2} {}_{-\infty}D_t^{1/2}F$$

Except for the factor  $\frac{1}{2}$ , the half order derivative term and the “effective”, (roughened) forcing, this is the usual transport equation. Nevertheless, although tempting, it would be wrong to think of this simply as a usual transport equation with an extra fractional term. The reason is that the extra term is not a small perturbation, it is dominant except at small spatial scales.

440 On the contrary, it is rather the classical transport terms that are small perturbations to the main HEBE. Alternatively, without

the  $\frac{\partial T}{\partial t}$  term, eq. 59 is a generalized fractional diffusion equation (e.g. [Coffey *et al.*, 2012]), although still with the difference that the fractional derivative is Weyl, not Riemann-Liouville (i.e. over the range  $-\infty$  to  $t$ , not 0 to  $t$ ).

### 3.5 Climate states, equilibrium and the low frequency GHEBE

#### 3.5.1 The equilibrium temperature distribution: the HEBE climate

445 The HEBE applies to time scales sufficiently short and to spatial scales sufficiently large that the horizontal temperature fluxes are too slow to be important, they are neglected. The first order correction (eqs. 56, 57) makes a small improvement by giving a more realistic treatment of the small scale horizontal transport. However, a long time after performing a step increase of the forcing, the time derivatives vanish and a new climate state is reached. If the temperature followed the pure HEBE, the spatial equilibrium temperature distribution would be determined by setting the HEBE time derivative to zero:

$$450 \quad T_{eq,HEBE}(\underline{x}) = F_0 s(\underline{x}); \quad F(t, \underline{x}) = F_0 \Theta(t) \quad (58)$$

Where the subscript “*eq*” indicates the long time equilibrium (climate) FEBE limit. However, appendix A shows that – depending on the nature of the horizontal transport - at scales perhaps of the order of centuries, the horizontal heat fluxes will dominate the relaxation processes so that for very long times, this HEBE estimate is only approximate.

455 **3.5.2 Equilibrium and approach to equilibrium in the inhomogeneous GHEBE**

To understand the long time behaviour, we return to the GHEBE but perform a (long-time) binomial expansion of the half-order operator assuming that the transport terms dominate:

$$\begin{aligned} \left( l(\underline{x})\zeta(\underline{x}) + \tau \frac{\partial}{\partial t} \right)^{1/2} T &= (l\zeta)^{1/2} \left( 1 + (l\zeta)^{-1} \tau \frac{\partial}{\partial t} \right)^{1/2} T \\ &\approx (l\zeta)^{1/2} T + \frac{1}{2} \frac{\partial}{\partial t} \left( (l\zeta)^{-1/2} \tau \right) T - \frac{1}{8} \frac{\partial^2}{\partial t^2} \left( (l\zeta)^{-1/2} \tau (l\zeta)^{-1} \tau \right) T + \dots \end{aligned} \quad (59)$$

(from here on we drop the “ $h$ ” subscripts on  $l$  and the gradient operator). Again, to be strictly valid,  $\tau$  must be a constant so  
 460 that  $l(\underline{x})\zeta(\underline{x})$  and  $\tau \frac{\partial}{\partial t}$  commute. We have to be careful since the advection length and relaxation times are functions of position (but not time) so that the spatial operators don’t commute. Keeping terms to first order in time, we obtain:

$$(l\zeta)^{1/2} T + T + \frac{1}{2} \frac{\partial}{\partial t} \left( (l\zeta)^{-1/2} \tau \right) T = sF \quad (60)$$

To make progress, let’s choose the transport operator so that its half powers are easy to interpret. The simplest approach is consider only diffusive transport and to use an isotropic fractional operator defined over the surface of the earth. For an  
 465 arbitrary test function  $\rho$ , the corresponding order  $h$  fractional integral is:

$$(-\nabla^2)^{-H/2} \rho = I_{iso,d}^H \rho = \frac{1}{\Gamma(H)} \int_{\Omega} \frac{\rho(\underline{y}) d^d \underline{y}}{|\underline{x} - \underline{y}|^{d-H}} \quad (61)$$

(for  $0 \leq H \leq d$ , where  $d$  is the dimension of space, here  $d = 2$ , see e.g. [Schertzer and Lovejoy, 1987], appendix A). This can be understood since in Fourier space, the Laplacian is  $-\nabla^2 \xrightarrow{F.T.} |\underline{k}|^2$  and its inverse is  $(-\nabla^2)^{-1} \xrightarrow{F.T.} |\underline{k}|^{-2}$ , the “Poisson solver”.

Note that eqs. 60, 61 involve  $\frac{1}{2}$  order inverse Laplacians which are  $H = 1$  (rather than  $H = \frac{1}{2}$ ) isotropic integrals (eq. 61).  
 470 With the help of spherical harmonics, Appendix C generalizes the results of section 2.3 gives the corresponding operators and their fractional extensions on the surface of the sphere.

Applying eq. 61 to the case  $d = 2$  and  $H = 1$  we have:

$$(-\nabla^2)^{-1/2} \rho = \int_{\Omega} \frac{\rho(\underline{x}') d^2 \underline{x}'}{|\underline{x} - \underline{x}'|} \quad (62)$$

Therefore, let us define a diffusive type transport operator  $l\zeta$  and its inverse  $(l\zeta)^{-1}$  implicitly from its inverse half-order  
475 power:

$$(l\zeta)^{-1/2} = l^{-1}(-\nabla^2)^{-1/2}; \quad (l\zeta)^{1/2} = (-\nabla^2)^{1/2} l = (-\nabla^2)^{-1/2} (-\nabla^2) l \quad (63)$$

Hence let us define the half-order operator by:

$$(l\zeta)^{-1/2} T(\underline{x}) = l(\underline{x})^{-1} \int_{\Omega} \frac{T(\underline{x}') d^2 \underline{x}'}{|\underline{x} - \underline{x}'|} \quad (64)$$

With this definition the surface temperature equation 60 becomes:

$$480 \quad \frac{1}{2} \frac{\partial}{\partial t} \left[ l(\underline{x})^{-1} \int_E \frac{\tau T(\underline{x}', t) d^2 \underline{x}'}{|\underline{x} - \underline{x}'|} \right] + T(\underline{x}, t) - \int_E \frac{\nabla^2 (l(\underline{x}') T(\underline{x}', t)) d^2 \underline{x}'}{|\underline{x} - \underline{x}'|} = s(\underline{x}) F(\underline{x}, t) \quad (65)$$

Where the range of the integration  $\Omega = E$  is the entire surface of the earth. This equation has only superficial links to equations  
studied in the literature such as the “generalized fractional advection-dispersion equation” (e.g. [Meerschaert and Sikorskii,  
2012], [Hilfer, 2000]). We can now consider the system reaching equilibrium after a step forcing  $F(\underline{x}, t) = F_0(\underline{x})\Theta(t)$ , (increase  
by  $F_0(\underline{x})$  “turned on” at  $t = 0$ ). At long enough times, the earth reaches equilibrium, the time derivative term vanishes and we  
485 obtain the equation for the equilibrium (climatological) temperatures:

$$T_{eq}(\underline{x}) - \int_E \frac{\nabla^2 (l(\underline{x}') T_{eq}(\underline{x}')) d^2 \underline{x}'}{|\underline{x} - \underline{x}'|} = s(\underline{x}) F_0(\underline{x}) \quad (66)$$

To obtain an approximate solution, let's now assume that  $T_{eq}(\underline{x})$  differs from the climatological FEBE climate temperature  
 $T_{eq, FEBE}(\underline{x})$  by a small perturbation  $\delta T(\underline{x})$ .

$$T_{eq}(\underline{x}) = T_{eq, FEBE}(\underline{x}) + \delta T(\underline{x}); \quad T_{eq, FEBE}(\underline{x}) = s(\underline{x}) F_0(\underline{x}) \quad (67)$$

490 then, using  $T_{eq}(\underline{x}) \approx s(\underline{x}) F_0(\underline{x})$  in the integral, we obtain the approximation:



$$T_{eq}(\underline{x}) \approx T_{eq,HEBE}(\underline{x}) + \delta T(\underline{x}); \quad \delta T(\underline{x}) = \int_E \frac{\nabla^2(l(\underline{x}')s(\underline{x}')F_0(\underline{x}'))d^2\underline{x}'}{|\underline{x} - \underline{x}'|} \quad (68)$$

$\delta T(\underline{x})$  is the slow, diffusive correction to the “instantaneous” (fast, high frequency), HEBE climate sensitivity  $s(\underline{x})$  that is estimated at usual (e.g. decadal) scales. As expected, since this is the long time solution after a step perturbation, it doesn't depend on  $\tau$ .

495 The horizontal heat flux divergence redistributes the energy fluxes locally, but since the GHEBE is linear, it shouldn't affect the overall (global) energy balance. Let us check this by direct calculation of the globally averaged temperature. Averaging eq. 66, we obtain:

$$\overline{T_{eq}(\underline{x})} - \int_E \frac{\nabla^2(l(\underline{x}')T_{eq}(\underline{x}'))d^2\underline{x}'}{|\underline{x} - \underline{x}'|} = \overline{s(\underline{x})F_0(\underline{x})}; \quad \overline{f} = \frac{1}{A_E} \int_E f(\underline{x})d^2\underline{x} \quad (69)$$

$$A_E = \int_E d^2\underline{x}$$

500 Where the spatial averaging operator (overbar) is defined for an arbitrary function  $f$ . The average of the horizontal heat flux term yields:

$$\frac{1}{A_E} \int_E \int_E \frac{\nabla^2(l(\underline{x}')T_{eq}(\underline{x}'))}{|\underline{x} - \underline{x}'|} d^2\underline{x}d^2\underline{x}' = K_E \int_E \nabla^2(l(\underline{x}')T_{eq}(\underline{x}'))d^2\underline{x}' = \int_{\delta E} d\underline{s} \cdot \nabla(l(\underline{x}')T_{eq}(\underline{x}')) = 0 \quad (70)$$

Where  $K_E$  is an unimportant constant from the  $\underline{x}$  integration, independent of  $\underline{x}'$ . The far right equality is an application of the divergence theorem on the surface  $E$  whose boundary is  $\delta E$ ,  $d\underline{s}$  is a vector parallel to the bounding line. But since the integration is over the whole earth surface ( $E$ ), there is no boundary, hence the result. We conclude that while horizontal diffusion  
505 transports heat over the earth's surface, it does not affect the overall global radiation budget:  $\overline{T_{eq}} = \overline{T_{eq,HEBE}}$ .

#### 4. Conclusions

Up until now, at macroweather and climate scales, the Earth's energy balance has been modelled using two classical approaches. On the one hand, Budyko - Sellers models assume the continuum mechanics heat equation, classically yielding a 1-D latitudinally varying climate state. On the other hand, there are the zero-dimensional box models that combine Newton's  
510 law of cooling with the assumption of an instantaneous temperature-storage relationship. Both models avoid the critical conductive - radiative surface boundary condition; the former by ignoring heat storage, redirecting radiative imbalances

meridionally away from the equator, the latter by postulating a surface heat flux that is not simultaneously consistent with the heat equation and energy conservation across a conducting and radiating surface (part I).

515 This two part paper re-examined the classical heat equation with classical semi-infinite geometry. In the horizontally homogeneous case (part I, [Lovejoy, 2021]), the fundamental novelty is the treatment of the conductive - radiative boundary conditions, here (part II), it is the use of Babenko's method to extend this to the more realistic horizontally inhomogeneous problem. In both cases, the semi-infinite subsurface geometry is only important over a shallow layer of the order of the diffusion depth where most of the storage occurs (roughly estimated as  $\approx 100\text{m}$  in the ocean,  $\approx 10\text{m}$  over land, see table 1 and appendix A).

520 The most robust result was obtained by using standard Laplace and Fourier techniques. It was shown quite generally that the surface temperatures and heat fluxes are related by a half-order derivative relationship. This means that if Budyko-Sellers models are right - that the continuum mechanics heat equation is a good approximation to the Earth averaged over a long enough time - that a consequence is that the energy stored is given by a power law convolution over its past history. This is a general consequence of the conductive - radiative surface boundary conditions in semi-infinite geometry and is very different from the box models that assume that the relationship between the temperature and heat storage is instantaneous. 525 Although the system itself is classical, this result may be viewed as a nonclassical example of the Mori-Zwanzig mechanism in which system parameters that are not modelled explicitly (here, the subsurface temperatures) imply long (power law) memories for the modelled parameters (here, the surface temperatures). This is in contrast to conventional short (exponential) memory assumption. It implies that any part of the Earth system that exchanges energy both radiatively and conductively into a surface should be modelled with fractional rather than integer ordered derivatives. A far reaching consequence is that 530 classical dynamical systems approaches based on integer ordered differential equations are not necessarily pertinent to the climate system.

If we ignore the horizontal divergence of heat flux (part I), an immediate consequence of half order storage is that the temperature obeys the Half-order Energy Balance Equation (HEBE) rather than the classical first order EBE. The HEBE is a special case of the Fractional EBE (FEBE), that can be obtained either by replacing the classical continuum mechanics heat equation by the fraction heat equation (discussed elsewhere) or that can be derived phenomenologically by assuming scale invariance of the energy storage mechanisms ([Lovejoy, 2019b], [Lovejoy et al., 2021]). Depending on the space-time statistics of the anomaly forcing, the HEBE justifies the current based macroweather (monthly, seasonal) temperature forecasts [Lovejoy et al., 2015], [Del Rio Amador and Lovejoy, 2019], [Del Rio Amador and Lovejoy, 2021a; Del Rio Amador and Lovejoy, 540 2021b] that are effectively high frequency approximations to the FEBE). Similarly, the low frequency (asymptotic) power law part can produce climate projections with significantly lower uncertainties than current GCM based alternatives ([Hebert, 2017], [Hébert et al., 2020] and work in progress directly using the HEBE, [Procyk et al., 2020]).

When the system is periodically forced, the response is shifted in phase - and borrowing from the engineering literature - the surface is characterized by a complex thermal impedance that we showed is equal to the (complex) climate sensitivity.

545 In part I, we gave evidence that this quantitatively explains the phase lag (typically of about 25 days) between the annual solar forcing and temperature response.

In this second part, we investigated the consequences of the divergence of horizontal heat flux, first in a homogeneous medium with inhomogeneous forcing on a plane and then on the sphere (section 2) thus permitting a direct comparison with the usual Budyko-Sellers approach. In section 3 we considered inhomogeneous material properties (including variable  
550 diffusion lengths, relaxation times, and climate sensitivities). While Laplace and Fourier techniques can still be used in time, they cannot be used in space. However, the extension to inhomogeneous media was nevertheless possible thanks to Babenko's powerful (but less rigorous) operator method. Whereas in part I, the homogeneous fractional space-time operator was given a precise meaning, here - following Babenko - the corresponding inhomogeneous operator was interpreted using binomial expansions for both the short and long time limits and yield 2D energy balance models. Part II thus allows us for the first time  
555 to extend energy balance models to 2-D, allowing the treatment of regional temporal anomalies.

The expansions depend both on the space and time scale and on a dimensional parameter: the typical horizontal transport speed ( $V$ ), estimated as  $\approx 10^{-4}$ m/s (appendix A). The zeroth order expansion in time yielded the inhomogeneous HEBE, the first order correction yielded an equation that superficially resembled the usual heat equation but instead had a leading half-order time derivative term. Based on the analysis of NCEP reanalyses (appendix A), it was argued that at spatial scales larger  
560 than hundreds of kilometers, that these approximations are likely to be useful for years, decades, and perhaps longer. However, for studying climate states – defined for example as the equilibrium state for forcings that are increased everywhere in step function fashion – we required low, not high frequency expansions and these are based on fractional spatial operators. We defined inhomogeneous fractional diffusion operators in both flat space and on the sphere (appendix C), and derived equations for both the equilibrium limit and the approach to the limit. We showed that (as expected) they conserved energy and that the  
565 low frequency climate sensitivity is somewhat different from that estimated at higher frequencies (from the EBE or HEBE). The EBE and HEBE are the  $h = 1$ ,  $h = 1/2$  special cases of the Fractional EBE (FEBE) that was recently introduced as a phenomenological model [Lovejoy *et al.*, 2021] (see also [Lovejoy, 2019a], [Lovejoy, 2019b]) with empirical estimates  $h \approx 0.4 - 0.5$ , i.e. very close to the HEBE. Although only a special case, the HEBE illustrates the general features of the FEBE fractional-order energy storage term and power law long memories, in [Lovejoy, 2019a] discussed the statistical properties of  
570 the FEBE driven by Gaussian white noise (a model for the internal variability forcing) showing that the high frequency limit is a process called fractional Gaussian noise (fGn). In the special HEBE case with  $h = 1/2$ , the fGn temperature response has exactly a high frequency  $1/f$  spectrum that is cut-off at the relaxation time (empirically of the order of a few years). [Lovejoy, 2019a] developed optimal predictors and determined the predictability skill.

As a final comment, we should mention that although this paper focused on the time varying anomalies with respect  
575 to a time independent climate state, our approach opens the door to new methods for determining full 2-D climate states (generalizations of the 1-D Budyko-Sellers type climates) but also to determining past and future climates and the transitions between them. This is because the definition of temperature “anomalies” is very flexible. For example, we could first apply the method to determining the existing climate by fixing the forcing at current values and solving the time independent transport

equations. Then, the long term effect of changes such as step function increases in forcing could be determined from the  
 580 GHEBE anomaly equation (section 3.5) which regionally corrects the local climate sensitivities for (slow) horizontal energy  
 transport effects. Nonlinear effects that can be modelled by temperature dependent forcings (i.e.  
 $F(\underline{x}, t) \rightarrow F(\underline{x}, t, T(\underline{x}, t))$ ) can easily be introduced. Other nonlinear effects needed to account for Milankovitch cycles  
 could thus be made, the primary difference being the half-order derivatives and the scaling that they imply. Indeed, the power  
 law relaxation processes implied by the GHEBE suggests straightforward explanations for the observed power law climate  
 585 regime spanning the range from centennial to Milankovitch scales.

## 5. Acknowledgements

I acknowledge discussions with L. Del Rio Amador, R. Procyk, R. Hébert, D. Clarke and C. Penland. This is a contribution  
 to fundamental science; it was unfunded and there were no conflicts of interest. The data used in appendix A are from the  
 NOAA website: <https://www.esrl.noaa.gov/psd/data/gridded/data.ncep.reanalysis.html>.

## 590 Appendix A: Empirical analysis of the horizontal structure

In order to apply our results to the Earth, we need some idea of the magnitudes of various terms in our equations. To  
 start with, recall that our model is of the Earth system at macroweather and climate time scales i.e. all relevant quantities are  
 averaged over the weather scales  $\approx 10$  days or longer. The resulting averaged system is then treated as a continuum and the  
 general continuum mechanics heat equation is applied. In this, we essentially follow the Budyko - Sellers approach and  
 595 consider that the diffusive transport is characterized by eddy (not molecular) diffusivities and that the vertical structure of this  
 averaged continuum is homogeneous (although it may vary considerably from place to place in the horizontal, see section 2.3  
 for a scaling (multifractal) model). Unlike Budyko - Sellers models that treat the vertical as negligibly thick – they don't  
 consider it at all – our main difference is that we assume that it has a thickness of the order of a few diffusion depths, and then  
 we apply the key conductive- radiative surface boundary condition.

600 Probably the most important aspect is to estimate the relative importance of the temporal relaxation (and storage)  
 terms  $\tau \partial / \partial t$  in comparison to the horizontal transport terms  $l_h \zeta$  with  $\zeta = \left( \underline{\alpha} \cdot \nabla_h + l_h \left( -\nabla_h^2 \right) \right)$ . This is the horizontal  
 heat flux *divergence* (eq. 43), *not* the heat flux passing through a point. While the latter may be large, the former appears to  
 be small, [Trenberth *et al.*, 2009].

For judging the relative importance of transport to storage, take their ratio  $r$ :

$$605 \quad r = V \frac{\zeta T}{(\partial T / \partial t)} = \frac{(\underline{\alpha} \cdot \nabla_h + l_h (-\nabla_h^2)) T}{(\partial T / \partial t)}; \quad V = \frac{l_h}{\tau}; \quad \alpha = \frac{v}{V} \quad (71)$$

Where  $\alpha$  is the magnitude of the dimensionless advection velocity vector  $\underline{\alpha} = \underline{v}/V$ . When  $r \ll 1$ , the transport term is small compared to the temporal term, conversely when  $r \gg 1$ . In order to quantify this, it is convenient to consider the advective (“a”) and diffusive (“d”) terms as well as their derivatives individually:

$$r_a = V \frac{\zeta_{a,x} T + \zeta_{a,y} T}{(\partial T / \partial t)}; \quad \zeta_{a,x} T \approx \alpha_x \frac{\partial T}{\partial x}; \quad \zeta_{a,y} T \approx \alpha_y \frac{\partial T}{\partial y} \quad (72)$$

$$r_d = V \frac{\zeta_{d,x} T + \zeta_{d,y} T}{(\partial T / \partial t)}; \quad \zeta_{d,x} T = l_h \frac{\partial^2 T}{\partial x^2}; \quad \zeta_{d,y} T = l_h \frac{\partial^2 T}{\partial y^2}$$

610 In the macroweather regime, the temporal temperature fluctuation at time scale  $\Delta t$  is  $\Delta T(\Delta t) \approx T_{\Delta t}$  where  $T_{\Delta t}$  is the anomaly averaged over scale  $\Delta t$ ; empirically this is valid over the macroweather regime i.e. up to 10 - 30 years in the industrial epoch (see e.g. [Lovejoy and Schertzer, 2013], [Lovejoy, 2013], [Lovejoy et al., 2017]). The typical fluctuation can be estimated by the RMS anomaly at resolution  $\Delta t$ :

$$a_{\Delta t}(\underline{x}) = \left( \overline{T_{\Delta t}^2} \right)^{1/2} \approx a_1(\underline{x}) \left( \frac{\Delta t}{\Delta t_1} \right)^{H_t} \quad (73)$$

615 Where the overbar is the average over all the anomalies in a time series at a single location  $\underline{x}$ .  $\Delta t_1$  is a convenient reference time, here taken as 1 month. Empirically, the fluctuation exponent  $H_t \approx 0$  to  $-0.2$ ; this is similar to the high frequency result  $H_t = 0$  (i.e. for  $\Delta t < \tau$ ) predicted from the HEBE with white noise forcing, valid for  $\Delta t < \tau$ . Hence for our present purposes the typical time derivative is:

$$\frac{\partial T}{\partial t} \approx \frac{\sigma_{\Delta t}}{\Delta t} \quad (74)$$

620 This is the resolution  $\Delta t$  time derivative. Since typical north-south gradients are larger than typical east-west ones, the meridional ( $y$ ) component of the transport is dominant, so that we will focus on it:

$$\frac{\partial T}{\partial y} \approx \frac{\left(\overline{\Delta T_{\Delta t}(\Delta y)^2}\right)^{1/2}}{\Delta y} = \frac{\Delta \sigma_{\Delta t}(\Delta y)}{\Delta y}; \quad \frac{\partial^2 T}{\partial y^2} \approx \frac{\Delta \left(\overline{\Delta T_{\Delta t}(\Delta y)^2}\right)^{1/2}}{\Delta y^2} = \frac{\Delta^2 \sigma_{\Delta t}(\Delta y)}{\Delta y^2} \quad (75)$$

Hence the meridional contributions to the ratios  $r_a, r_d$  are:

$$r_{a,y} = V \alpha \frac{\Delta t}{\Delta y} \Delta \log a_{\Delta t}(\Delta y) \quad (76)$$

$$r_{d,y} = V l_h \frac{\Delta t}{\Delta y^2} \left( \left( \Delta \log a_{\Delta t}(\Delta y) \right)^2 + \Delta^2 \log a_{\Delta t}(\Delta y) \right)$$

625 Where  $\Delta \log a_{\Delta t}(\Delta y) = \frac{\Delta a_{\Delta t}(\Delta y)}{a_{\Delta t}}$ , is the relative fluctuation in the RMS temperature at time scale  $\Delta t$ , spatial scale  $\Delta y$  and

- since we are only interested in an order of magnitude - we took  $\alpha \approx \alpha_y$ . The estimate of the diffusive term uses a finite difference approximation to the Laplacian.  $l_h$  is horizontal diffusion length and  $\alpha$  is the nondimensional advection speed  $v/V$  ( $V = l_h/\tau$ , see below). To gauge the order of magnitudes, in the far right term of eq. 76, we took the absolute value so that the result is an upper bound.

| Quantity                          | Symbol     | Values  |
|-----------------------------------|------------|---|
| Volumetric specific heat          | $\rho c$   | water $\approx 4 \times 10^6$ , soil $\approx 1 \times 10^6$ J/(m <sup>3</sup> K).  |
| Climate sensitivity               | $s$        | water $\approx 4 \times 10^6$ , soil $\approx 1 \times 10^6$ J/(m <sup>3</sup> K)   |
| Relaxation time                   | $\tau$     | global $\tau \approx 10^8$ s  |
| Horizontal Diffusivity            | $\kappa_h$ | 1 m <sup>2</sup> /s   |
| Vertical diffusivity              | $\kappa_v$ | ocean $\approx 10^{-4}$ m <sup>2</sup> /s, soil $\approx 10^{-6}$ m <sup>2</sup> /s, global $\approx 10^{-5}$ m <sup>2</sup> /s |
| Diffusion depth                   | $l_v$      | ocean 300m, soils $\approx 3 - 10$ m, global $\approx 30 - 100$ m   |
| Diffusion length                  | $l_h$      | ocean $\approx 30$ km, land 3 km, global $\approx 10$ km.   |
| Diffusive velocity parameter      | $V$        | $3 \times 10^{-3} - 3 \times 10^{-4}$ m/s   |
| Nondimensional advection velocity | $\alpha$   | 0.1 - 1   |

Table 1 summarizes the dimensional and nondimensional parameter estimates, the final step is to estimate values of the gradient and Laplacian terms (eq. 76). Since  $a$  - and hence  $\log a$  - are the amplitudes of temporal noises; these amplitudes vary stochastically from one spatial location to another. Due to the space-time scaling of the temperature anomalies (analysed in [Lovejoy and Schertzer, 2013]), we expect that the statistics of the logarithms (eq. 76) to follow power laws up to large scales. To quantify this, we used NCEP reanalysis data at  $2.5^\circ$  resolution from 1948 to present, and after removing the low frequency anthropogenic trend, we estimated the RMS temperature anomalies at each pixel;  $a(\underline{x})$ . In fig. 6, we then calculated spatial zonal and meridional fluctuations  $\Delta \log a(\Delta x)$ ,  $\Delta \log a(\Delta y)$ , and from these their root mean square (RMS) values. From the figure, we see that to a good approximation:

$$\begin{aligned}
 \Delta \log a(\Delta x) &\approx \left( \frac{\Delta x}{L_{EW}} \right)^{H_x} & L_{EW} &\approx 1.5 \times 10^7 \text{ m} & H_x \approx H_y &\approx 0.5 \\
 \Delta \log a(\Delta y) &= \left( \frac{\Delta y}{L_{NS}} \right)^{H_y} & L_{NS} &\approx 3 \times 10^6 \text{ m} & &
 \end{aligned}
 \tag{77}$$

The fluctuations we used are Haar fluctuations, but because  $H_x \approx H_y > 0$ , they are nearly equal to difference fluctuations [Lovejoy and Schertzer, 2012]. We see that the zonal and meridional lines are roughly parallel: with a “trivial” horizontal anisotropy factor  $\approx 5$  (typical north-south fluctuations are 5 times larger than typical east-west ones). Although,  $H = 1/2$  is the value corresponding to Brownian motion, the actual variability is highly intermittent (spiky), so that unlike the temporal fluctuations, these spatial increments are far from Gaussian; it is not Brownian motion. Multifractal analysis indicates that the intermittency parameter (the codimension of the mean)  $C_1 \approx 0.16$  which is very high, reflecting the strong spatial fluctuations as we move from one climate zone to another [Lovejoy and Schertzer, 2013], [Lovejoy, 2018], [Lovejoy, 2019b].

Since the north-south gradients are much stronger than the east-west ones, it is sufficient to estimate the gradients and Laplacians by using only the  $y$  direction fluctuations at scale  $\Delta y$ :

$$r_{a,y} = \frac{V \alpha \Delta t}{\Delta y} \left( \frac{\Delta y}{L_{NS}} \right)^{H_y}
 \tag{78}$$

$$r_{d,y} = \frac{V\Delta t}{\Delta y} \left( \frac{l_h}{\Delta y} \right) \left[ \left( \frac{\Delta y}{L_{NS}} \right)^{2H_y} + \left( \frac{\Delta y}{L_{NS}} \right)^{H_y} \right] \quad (79)$$

Since  $L_{NS} \approx 3 \times 10^6 \text{m}$ , over most of the range of  $\Delta y$ ,  $r_{d,y} \approx \frac{V\Delta t}{\Delta y} \left( \frac{l_h}{\Delta y} \right) \left( \frac{\Delta y}{L_{NS}} \right)^{H_y}$  so that the ratio of advection to diffusion is

$$\frac{r_c}{r_d} \approx \left( \frac{\alpha \Delta y}{l_h} \right) \text{ so that advection dominates diffusion for } \Delta y > \frac{l_h}{\alpha}. \text{ Taking } \alpha \approx 1, \text{ it is dominant for } \Delta y \gg l_h.$$

655

Using  $l_h \approx 10^4 \text{m}$ ,  $L_{NS} \approx 3 \times 10^6 \text{m}$ ,  $H_y = 1/2$ ,  $V = 10^{-4} \text{m/s}$  we find approximately critical length scales that yields unit ratios:

$$\Delta y_{c,a} = 10^{-14} \Delta t^2; \quad r_a(\Delta y_{c,a}) = 1$$

$$\Delta y_{c,d} = 10^{-2} \Delta t^{2/3}; \quad r_d(\Delta y_{c,d}) = 1$$

(80)

Where  $\Delta t$  is measured in seconds,  $\Delta y$  in meters. When the typical distances exceed these critical distances (i.e. when  $\Delta y > \Delta y_c$ ), we have  $r < 1$  so that the temporal derivative terms dominate over the horizontal transport. For  $\Delta t = 1$  month, we have  $\Delta y_{c,a} \approx$   
 660 0.1m, and  $\Delta y_{c,d} \approx 200\text{m}$ , so that unless the distances are very small, the temporal (storage) terms are indeed dominant. Even over much longer time scales - e.g.  $\Delta t \approx 30$  years ( $10^9 \text{s}$ ), they dominate for distances greater than  $\approx \Delta y_{c,a} \approx \Delta y_{c,d} \approx 10 \text{ km}$ .

Alternatively, we could estimate the time scales needed so that the critical transport scale is 1000km. From the same equations, we obtain estimates of 300 years (advection), 30,000 years (diffusion). Note however that in the anthropocene, for periods  $\Delta t \gg 10$  years, that the temporal fluctuations start to grow (i.e. the empirical relations eqs. 78, 79 will break down);  
 665 nevertheless, the above scaling relations for the internal variability may hold to much longer times [Lovejoy *et al.*, 2013].

In summary, from eq. 80, we conclude that for the larger scales  $\gg \approx 10 \text{ km}$ , that  $r < 1$  and that the HEBE may apply except for time scales  $\gg \tau$ : the only explicit role of  $\kappa_h$ ,  $\kappa_v$ ,  $\rho$ ,  $c$  is to determine the limits of validity of the HEBE via  $l_h$ ,  $\alpha$ . When the HEBE is valid, only the relaxation time  $\tau$  and the climate sensitivity  $s$  are relevant.

## Appendix B: The HEBE cross-correlations

670

The temperature anomaly cross-correlation function (a matrix when the temperature is discretized on a grid), is commonly used in climate science, notably to determine Empirical Orthogonal Functions (EOFs). These can be determined from the HEBE (or GHEBE if needed) once a forcing model is given. Let us first consider that the climate sensitivities and relaxation times are deterministic characterizations of the local properties at points  $\underline{x}_1$ ,  $\underline{x}_2$ . In this case, for the HEBE, any



675 correlations between the temperature anomalies at those points will arise because of correlations in the forcing  $F(\underline{x}, t)$ . We now consider simple deterministic and stochastic forcings.

**a) Deterministic forcing, temporal averaging:**

The simplest model is to take spatial correlations obtained by temporally averaging following a step function ( $\Theta(t)$ ) forcing at  $t = 0$ , but different at each position  $\underline{x}$ :

$$F(\underline{x}, t) = F_0(\underline{x})\Theta(t) \quad (81)$$

680 The temporally averaged cross-correlation can be determined by:

$$T(\underline{x}_1, t)T(\underline{x}_2, t) = \frac{s(\underline{x}_1)F_0(\underline{x}_1)s(\underline{x}_2)F_0(\underline{x}_2)}{\tau(\underline{x}_1)\tau(\underline{x}_2)} \int_0^t \int_0^t G_{\delta,1/2}\left(\frac{t-u_1}{\tau(\underline{x}_1)}\right) G_{\delta,1/2}\left(\frac{t-u_2}{\tau(\underline{x}_2)}\right) du_1 du_2 \quad (82)$$

Recalling that the step response, is the integral of  $G_{\delta,1/2}$  and since  $G_{\Theta,1/2}(\infty) = 1$  we have:

$$685 \lim_{t_L \rightarrow \infty} \left[ \frac{1}{t_L} \int_0^{t_L} G_{\Theta,1/2}\left(\frac{t}{\tau(\underline{x}_1)}\right) G_{\Theta,1/2}\left(\frac{t}{\tau(\underline{x}_2)}\right) dt \right] = 1 \quad (83)$$

Hence:

$$\overline{T(\underline{x}_1, t)T(\underline{x}_2, t)} = s(\underline{x}_1)F_0(\underline{x}_1)s(\underline{x}_2)F_0(\underline{x}_2) \quad (84)$$

**b) Stochastic forcing:**

690 A convenient model of pure internal variability, is to assume that the forcing is statistically stationary in time with the following forcing cross-correlations:

$$R_F(\underline{x}_1, \underline{x}_2, \Delta t) = \langle F(\underline{x}_1, t)F(\underline{x}_2, t - \Delta t) \rangle \quad (85)$$

(the “ $\langle \cdot \rangle$ ” symbol indicates ensemble, statistical averaging). The corresponding stationary temperature cross-correlation is:

$$R_T(\underline{x}_1, \underline{x}_2, \Delta t) = \langle T(\underline{x}_1, t)T(\underline{x}_2, t - \Delta t) \rangle \quad (86)$$

Note the general symmetry property  $R(\underline{x}_1, \underline{x}_2, -\Delta t) = R(\underline{x}_2, \underline{x}_1, \Delta t)$  so that we only need to determine  $R$  for  $\Delta t > 0$ . For  
 695 statistically stationary forcing,  $R_T(\underline{x}_1, \underline{x}_2, \Delta t)$  is the anomaly cross-correlation needed - for example - for constructing  
 Empirical Orthogonal Functions (EOFs).

The easiest way to relate  $R_F$  and  $R_T$  is via their spectra. Let us define the transform pairs:

$$\widehat{T(\omega)} = \int_{-\infty}^{\infty} e^{-i\omega t} T(t) dt; \quad T(t) = \frac{1}{2\pi} \int_{-\infty}^{\infty} e^{i\omega t} \widehat{T(\omega)} d\omega \quad (87)$$

similarly for the forcing  $F$  (the circonflex indicates Fourier Transform). Then:

$$\left( \frac{d^H T}{dt^H} \right) = (i\omega)^H \hat{T} \quad (88)$$

(this is true for the Weyl fractional derivatives used here, [Podlubny, 1999]). So that the impulse response is:

$$G_{\delta, 1/2}(t) = \frac{1}{2\pi} \int_{-\infty}^{\infty} \frac{e^{i\omega t}}{1 + (i\omega)^{1/2}} d\omega \quad (89)$$

The solution to the HEBE at two different points  $\underline{x}_1, \underline{x}_2$  is:

$$\hat{T}(\underline{x}_1, \omega_1) = s(\underline{x}_1) \frac{\hat{F}(\underline{x}_1, \omega_1)}{1 + (i\omega_1 \tau(\underline{x}_1))^{1/2}} \quad (90)$$

$$\hat{T}^*(\underline{x}_2, \omega_2) = s(\underline{x}_2) \frac{\hat{F}^*(\underline{x}_2, \omega_2)}{1 + (-i\omega_2 \tau(\underline{x}_2))^{1/2}}$$

705 Where the asterisk indicates complex conjugate. Multiplying and taking ensemble averages and assuming that the forcing –  
 and hence responses - are statistical stationary, we obtain:

$$\langle \widehat{T^*}(\underline{x}_1, \omega) \hat{T}(\underline{x}_2, \omega') \rangle = \widehat{R}_T(\underline{x}_1, \underline{x}_2, \omega) \delta(\omega - \omega'); \quad \widehat{R}_T(\underline{x}_1, \underline{x}_2, \omega) = \widehat{R}_T^*(\underline{x}_2, \underline{x}_1, \omega) \quad (91)$$

Where:

$$710 \quad R_T(\underline{x}_1, \underline{x}_2, \Delta t) = \frac{1}{2\pi} \int_{-\infty}^{\infty} e^{i\omega \Delta t} \widehat{R}_T(\underline{x}_1, \underline{x}_2, \omega) d\omega \quad (92)$$

Therefore:

$$R_T(\underline{x}_1, \underline{x}_2, \omega) = s(\underline{x}_1)s(\underline{x}_2)\hat{G}_T(\underline{x}_1, \underline{x}_2, \omega)\hat{R}_F(\underline{x}_1, \underline{x}_2, \omega); \quad (93)$$

$$\hat{G}_T(\underline{x}_1, \underline{x}_2, \omega) = \frac{1}{\left(1 + (-i\omega\tau(\underline{x}_1))^{1/2}\right)\left(1 + (i\omega\tau(\underline{x}_2))^{1/2}\right)}$$

A special case that is useful later, is when  $\underline{x}_1 = \underline{x}_2 = \underline{x}$ , which yields the spectrum  $E_T$  at the point  $\underline{x}$ :

$$E_T(\underline{x}, \omega)\delta(\omega - \omega') = \left\langle \hat{T}(\underline{x}, \omega)\hat{T}^*(\underline{x}, \omega') \right\rangle; \quad E_T(\underline{x}, \omega) = \hat{R}_T(\underline{x}, \underline{x}, \omega) \quad (94)$$

715 Using a partial fraction expansion of eq. 93, we obtain:

$$\hat{G}_T(\underline{x}_1, \underline{x}_2, \omega) = \frac{1}{\tau_1 + \tau_2} \left[ \frac{\tau_1 + i\tau_g}{\left(1 + (-i\omega\tau_1)^{1/2}\right)} + \frac{\tau_2 - i\tau_g}{\left(1 + (i\omega\tau_2)^{1/2}\right)} \right]; \quad \tau_g = \text{sign}(\omega)(\tau_1\tau_2)^{1/2} \quad (95)$$

By inverting the Fourier transform, this can be used to determine the real space transfer function  $G_T(\underline{x}_1, \underline{x}_2, \Delta t)$ . Using contour integration, it is convenient to convert the inverse Fourier transforms into Laplace transforms for  $\Delta t > 0$ :

$$720 \quad G_T(\underline{x}_1, \underline{x}_2, \Delta t) = \frac{1}{\pi(\tau_1 + \tau_2)} \left[ \int_0^\infty e^{-x(\Delta t/\tau_2)} \frac{x^{1/2}}{1+x} dx + \left(\frac{\tau_2}{\tau_1}\right)^{1/2} \int_0^\infty e^{-x(\Delta t/\tau_2)} \frac{1}{1+x} dx - \left(\frac{\tau_1}{\tau_2}\right)^{1/2} \int_0^\infty e^{-x(\Delta t/\tau_1)} \frac{1}{1+x^{1/2}} dx \right] \quad (96)$$

For  $\Delta t < 0$ , use  $G_T(\underline{x}_1, \underline{x}_2, -\Delta t) = G_T(\underline{x}_2, \underline{x}_1, \Delta t)$ . The spatial cross-correlation, temporal autocorrelation function of the temperature is therefore:

$$R_T(\underline{x}_1, \underline{x}_2, \Delta t) = s(\underline{x}_1)s(\underline{x}_2)G_T(\underline{x}_1, \underline{x}_2, \Delta t) * R_F(\underline{x}_1, \underline{x}_2, \Delta t) \quad (97)$$

Where the “\*” indicates convolution.

725 The basic Laplace transforms in eq. 96 can be expressed in terms of higher mathematical functions as follows (all for  $t > 0$ ):

$$G_{\delta,1/2}(t) = \frac{1}{\pi} \int_0^\infty \frac{x^{1/2}}{1+x} e^{-xt} dx = \frac{1}{\sqrt{\pi t}} - e^t \text{erfc}(\sqrt{t}) \quad (98)$$

$$\frac{1}{\pi} \int_0^{\infty} \frac{e^{-xt}}{1+x} dx = \frac{1}{\pi} e^t \Gamma(0, t); \quad \Gamma(0, t) = \int_t^{\infty} \frac{e^{-t}}{t} dt$$

$$\frac{1}{\pi} \int_0^{\infty} \frac{1}{1+x^{1/2}} e^{-xt} dx = \frac{1}{\sqrt{\pi t}} - e^{-t} \operatorname{erfi}(\sqrt{t}) + \frac{e^{-t}}{\pi} E_1(t); \quad \operatorname{erfi}(z) = \operatorname{erf}(iz) / i = \operatorname{Im}(\operatorname{erfc}(-iz));$$

$$E_1(t) = - \int_{-t}^{\infty} \frac{e^{-t}}{t} dt = -\Gamma(0, -t) + i\pi$$

730 The  $i\pi$  comes from integrating half way around the pole at the origin. Note that both the Exponential Integral ( $E_1$ ) and the incomplete Gamma functions have log divergences at the origin. If needed, these formulae can be combined to obtain a complete analytic expression for  $G_T(\underline{x}_1, \underline{x}_2, \Delta t)$ , which can then be used to determine the temperature correlations if the forcing correlations are known:  $R_T(\underline{x}_1, \underline{x}_2, \Delta t) = s(\underline{x}_1) s(\underline{x}_2) G_T(\underline{x}_1, \underline{x}_2, \Delta t) * R_F(\underline{x}_1, \underline{x}_2, \Delta t)$  where the asterisk is the temporal convolution.

735 The special case  $\underline{x}_1 = \underline{x}_2$  i.e. with  $\tau_1 = \tau_2 = \tau$ , is a little simpler:

$$G_T(\Delta t) = \frac{1}{\tau} g\left(\frac{|\Delta t|}{\tau}\right); \quad g(\Delta t) = \frac{1}{2\pi} \int_0^{\infty} e^{-x\Delta t} \left( \frac{x^{1/2}}{1+x} + \frac{1}{1+x} - \frac{1}{1+x^{1/2}} \right) dx; \quad \Delta t > 0 \quad (99)$$

Whose Fourier transform is:

$$\hat{G}_T(\underline{x}, \underline{x}, \omega) = \frac{1}{1 + 2 \operatorname{Re} \left[ (-i\omega\tau)^{1/2} \right] + \omega\tau} \quad (100)$$

Evaluating the integral for  $g(\Delta t)$  using the Laplace transform formulae (eq. 98):

$$740 \quad g(\Delta t) = \frac{1}{\pi} \left( e^{\Delta t} \Gamma(0, \Delta t) + e^{-\Delta t} \operatorname{Re}(\Gamma(0, -\Delta t)) \right) - \left( e^{\Delta t} \operatorname{erfc}\sqrt{\Delta t} + e^{-\Delta t} \operatorname{Im}(\operatorname{erfc}(-i\sqrt{\Delta t})) \right) \quad (101)$$

( $\Delta t > 0$ ). The small scale and asymptotic limits are thus:

$$g(\Delta t) = -\frac{\log \Delta t}{\pi} - \frac{1}{2} - \frac{\gamma_E}{\pi} + 2\sqrt{\frac{\Delta t}{\pi}} - \frac{t}{2} - \left( \frac{t^2 \log \Delta t}{2\pi} \right) + \dots \quad \Delta t \ll 1$$

$$g(\Delta t) \approx \frac{1}{\Delta t \sqrt{\pi \Delta t}} - \frac{2}{\pi \Delta t^2} + \frac{15}{8 \Delta t^3 \sqrt{\pi \Delta t}} - \dots \quad \Delta t \gg 1 \quad (102)$$

Note the small scale log divergence, this is important when the forcing is a white noise, see [Lovejoy, 2019a]. The temporal autocorrelation at the point  $\underline{x}$  is thus:

$$R_T(\underline{x}, \Delta t) = \frac{s(\underline{x})^2}{\tau(\underline{x})} g(\Delta t / \tau(\underline{x})) * R_F(\underline{x}, \Delta t); \quad R(\underline{x}, \Delta t) = R(\underline{x}, \underline{x}, \Delta t) \quad (103)$$

However, in general, the Fourier relations are easier to deal with.

### Appendix C: Fractional Integration on the sphere

At long enough time scales, the spatial transport of heat is important and the spherical geometry of the Earth must be taken into account. The standard way (see section 2.3 and the reviews [North *et al.*, 1981], [North and Kim, 2017]) is to use spherical harmonics. In Appendix 5D of [Lovejoy and Schertzer, 2013] these were used to define fractional integrals on the sphere, necessary in order to produce the corresponding multifractal cloud and topography models (see also [Landais *et al.*, 2019]). Spherical harmonics are particularly convenient when the heat transport is diffusive, involving fractional Laplacians. In section 3.5.2, these were defined in real space by taking the domain of integration to be a sphere. In this appendix we discuss an alternative method of spherical fractional integration that may have theoretical and practical advantages.

The Laplacian on a sphere ( $\nabla_{\Omega}^2$ ) is the angular part of the Laplacian in spherical coordinates, it is obtained by expressing the Laplacian in spherical coordinates and setting the radial derivatives to zero:

$$\nabla_{\Omega}^2 = \left[ \frac{\partial}{\partial \mu} (1 - \mu^2) \frac{\partial}{\partial \mu} + \frac{1}{(1 - \mu^2)} \frac{\partial^2}{\partial \phi^2} \right]; \quad \mu = \cos \theta \quad (104)$$

where  $\theta$  is the colatitude and  $\phi$  is the longitude. The normalized eigenfunctions of  $\nabla_{\Omega}^2$  are the spherical harmonics  $Y_{n,m}$ :

$$Y_{n,m}(\mu, \phi) = \left[ \frac{2n+1}{4\pi} \frac{(n-|m|)!}{(n+|m|)!} \right]^{1/2} P_{n,|m|}(\mu) e^{im\phi} \begin{pmatrix} (-1)^m; & m \geq 0 \\ 1; & m < 0 \end{pmatrix}; \quad \mu = \cos \theta; \quad -n \leq m \leq n \quad (105)$$

With  $m, n$  integer,  $n \geq 0$  and  $P_{n,m}$  is the associated Legendre polynomial.  $Y_{n,m}$  satisfies:

$$-\nabla_{\Omega}^2 Y_{n,m}(\mu, \phi) = n(n+1) Y_{n,m}(\mu, \phi) \quad (106)$$

So that  $n(n+1)$  are the eigenvalues. Since  $|m| \leq n$  there are  $2n+1$  degenerate eigenvalues and functions for each  $n$ .

765 The spherical harmonics form a complete orthogonal basis, so that any function  $f(\mu, \phi)$  on the sphere can be uniquely expressed in terms of a spherical harmonic expansion:

$$f(\mu, \phi) = \sum_{n=0}^{\infty} \sum_{m=-n}^n F_{n,m}^{(0)} Y_{n,m}(\mu, \phi); \quad F_{n,m}^{(0)} = \int_0^{2\pi} \int_{-1}^1 Y_{n,m}^*(\mu, \phi) f(\mu, \phi) d\mu d\phi \quad (107)$$

Where  $F_{n,m}^{(0)}$  are the coefficients of the expansion without fractional integration (i.e. of order 0, indicated in the superscript).

This suggests the following definition for a fractional spherical integration order  $h$  of a spherical harmonic:

$$770 \quad \left(-\nabla_{\Omega}^2\right)^{-H/2} Y_{n,m}(\mu) = [n(n+1)]^{-H/2} Y_{n,m}(\mu); \quad n \geq 1, \quad (108)$$

for the HEBE, we take  $H = 1$  which corresponds to the  $\frac{1}{2}$  power of the inverse Laplacian (see section 2.3 for the zonally averaged case that depends only on  $n$ ). We have excluded the value  $n = 0$  since when  $H > 0$ , the filter  $[n(n+1)]^{-H/2}$

divergences; since  $Y_{0,0}(\mu, \phi) = \frac{1}{\sqrt{4\pi}}$ , this component corresponds to the mean. Therefore the above definition is adequate

775 for mean zero anomalies. Alternatively, the mean can be removed and taken care of separately, see below. With this definition, the fractional integral of the zero mean function  $f$  is:

$$\left(-\nabla_{\Omega}^2\right)^{-H/2} f(\mu, \phi) = \sum_{n=1}^{\infty} \sum_{m=-n}^n F_{n,m}^{(H)} Y_{n,m}(\mu, \phi); \quad F_{n,m}^{(H)} = [n(n+1)]^{-H/2} F_{n,m}^{(0)} \quad (109)$$

i.e. a filter in spherical harmonic space, analogous to the Fourier filter  $|k|^{-H}$  for an isotropic fractional integration in Cartesian coordinates.

The definition of the fractional Laplacian (eq. 111, 112) is adequate when the horizontal transport coefficients are  
780 constant, but in section 3.5, we saw that more generally, the half order divergence operator was written:  $l(\mu, \phi)^{-1} \left(-\nabla_{\Omega}^2\right)^{-1/2}$

i.e. there was an extra multiplication by the spatially varying diffusion length  $l(\mu, \phi)$ . In flat (Cartesian) coordinates, such real space multiplications correspond to Fourier space convolutions so that this operator can also be conveniently expressed in

785 Fourier space. However, with spherical harmonics, this simplicity is lost: although isotropic real space convolutions can still be performed by filtering the harmonics, real space multiplications no longer correspond to convolutions of harmonic coefficients, the closest spherical harmonic equivalent is much more complicated, it involves Clebsch-Gordon coefficients.

A method of fractionally integrating the mean ( $n = 0$ ) component was developed for the purpose of multifractal modeling in Appendix 5D of [Lovejoy and Schertzer, 2013]. There, a different definition of fractional integrals on the sphere was proposed: a convolution with the function  $\Theta^{-(2-H)}$ , where  $\Theta$  is the angle between two points subtended at the center of the sphere. The function  $\Theta^{-(2-H)} / \Gamma(H/2)$  was numerically expanded in spherical harmonics and the convolution was again performed by filtering the coefficients (the constant  $\Gamma(H/2)$  is needed so that the normalization is the same as for the definition eq. 107). The main difference between the two definitions is that the latter can be directly applied to fields with nonzero means. With this definition, the  $H$  order fractional integral of a constant function on the sphere (representing the nonzero mean), is simply the value multiplied by  $2^{-H/2} \sqrt{\pi} / \Gamma(H/2) \int_0^{2\pi} s^{-(2-H)} \sin s ds$  which for the HEBE  $H = 1$  case, reduces to  $(1/2)^{1/2} Si(2\pi)$  where  $Si$  is the standard sine integral function. However for the coefficients  $n \geq 1$ , numerical tests show that the two definitions are almost exactly the same; for example with  $H = 1$ , the spherical harmonic coefficients of  $\Theta^{-(2-H)}$  are within 3% for all  $n \geq 1$  and the ratio converges rapidly to 1 for large  $n$ . The conclusion is that filtering the anomaly by  $\left[ n(n+1) \right]^{-H/2}$  and then multiplying the mean by the above factor is a practical method of fractionally integrating a function on the sphere.

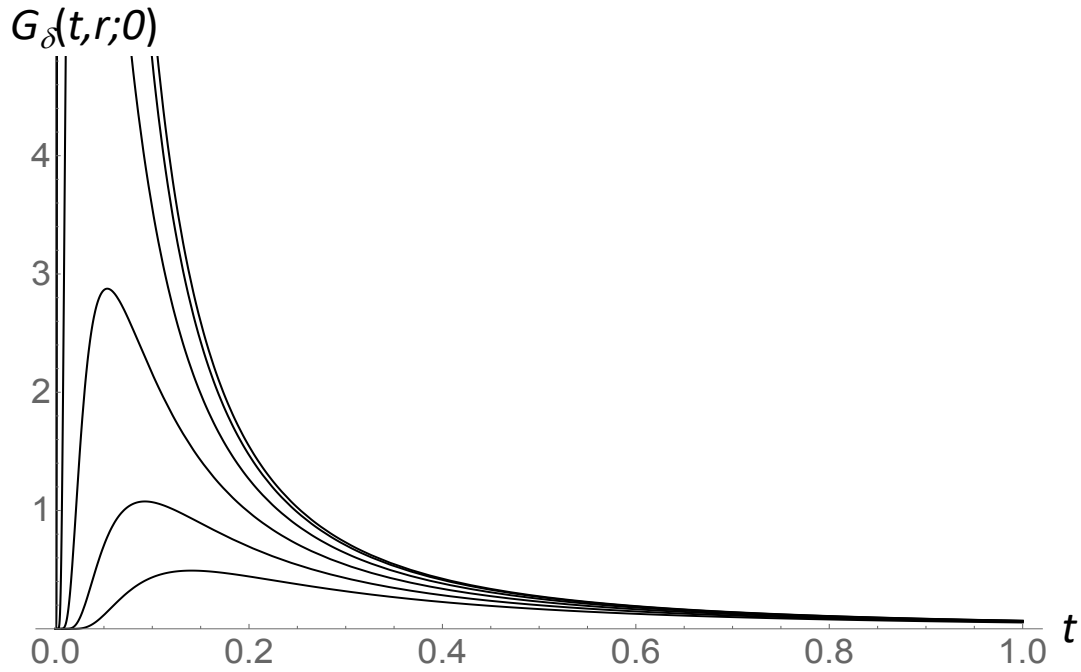
## 6. References

- Babenko, Y. I., *Heat and Mass Transfer*, Khimiya: Leningrad (in Russian), 1986.
- 800 Brunt, D., Notes on radiation in the atmosphere, *Quart. J. Roy. Meteorol. Soc.*, **58**, 389-420, 1932.
- Chenkuan, L., and Clarkson, K., Babenko's Approach to Abel's Integral Equations, *Mathematics* **6**, 32 doi: doi:10.3390/math6030032, 2018.
- Coffey, W. T., Kalmykov, Y. P., and Titov, S. V., Characteristic times of anomalous diffusion in a potential, in *Fractional Dynamics: Recent Advances*, edited by J. Klafter, S. Lim and R. Metzler, pp. 51-76, World Scientific, 2012.
- 805 Del Rio Amador, L., and Lovejoy, S., Predicting the global temperature with the Stochastic Seasonal to Interannual Prediction System (StocSIPS) *Clim. Dyn.* doi: org/10.1007/s00382-019-04791-4., 2019.
- Del Rio Amador, L., and Lovejoy, S., Using scaling for seasonal global surface temperature forecasts: StocSIPS *Clim. Dyn.*, *under review*, 2021a.
- Del Rio Amador, L., and Lovejoy, S., Long-range Forecasting as a Past Value Problem: Using Scaling to Untangle Correlations and Causality *Geophys. Res. Lett.*, (submitted, Nov. 2020), 2021b.
- 810 Havlin, S., and Ben-Avraham, D., Diffusion in disordered media, *Adv. Phys.*, **36**, 695-798, 1987.
- Hebert, R. (2017), A Scaling Model for the Forced Climate Variability in the Anthropocene, MSc thesis, McGill University, Montreal.
- Hébert, R., Lovejoy, S., and Tremblay, B., An Observation-based Scaling Model for Climate Sensitivity Estimates and Global Projections to 2100, *Climate Dynamics* doi: doi.org/10.1007/s00382-020-05521-x, 2020.
- 815 Hilfer, R. (Ed.), *Applications of Fractional Calculus in Physics* World Scientific, 2000.
- Kobelev, V., and Romanov, E., Fractional Langevin Equation to Describe Anomalous Diffusion *Prog. of Theor. Physics Supp.*, **139**, 470-476, 2000.

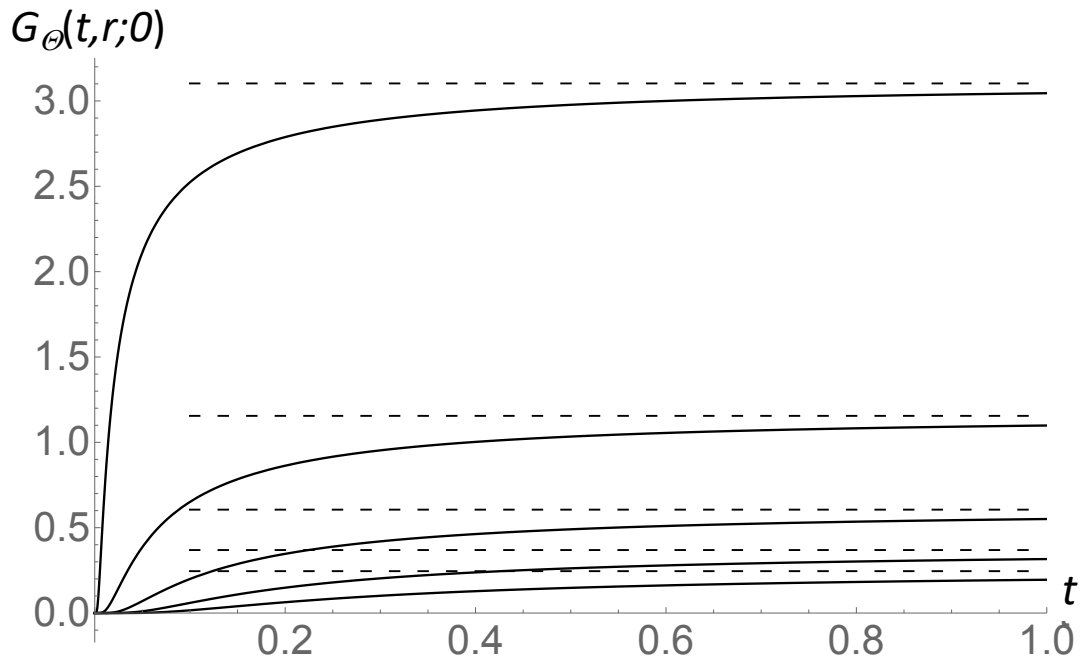
- 820 Kulish, V. V., and Lage, J. L., Fractional-diffusion solutions for transport, local temperature and heat flux. , *ASME Journal of Heat Transfer*, 122 372-376, 2000.
- Landais, F., Schmidt, F., and Lovejoy, S., Topography of (exo)planets, *MNRAS* 484, 787–793 doi: 10.1093/mnras/sty3253, 2019.
- Lionel, R., D., C. M., M., C., S., S., and M., G., Parameter estimation for energy balance models with memory *Proc. R. Soc. A*, 470 doi: doi.org/10.1098/rspa.2014.0349, 2014.
- 825 Lovejoy, S., What is climate?, *EOS*, 94, (1), 1 January, p1-2, 2013.
- Lovejoy, S., How accurately do we know the temperature of the surface of the earth? , *Clim. Dyn.* doi: doi:10.1007/s00382-017-3561-9, 2017.
- Lovejoy, S., The spectra, intermittency and extremes of weather, macroweather and climate, *Nature Scientific Reports*, 8, 1-13 doi: 10.1038/s41598-018-30829-4, 2018.
- 830 Lovejoy, S., Fractional Relaxation noises, motions and the stochastic fractional relaxation equation *Nonlinear Proc. in Geophys. Disc.*, <https://doi.org/10.5194/npg-2019-39>, 2019a.
- Lovejoy, S., *Weather, Macroweather and Climate: our random yet predictable atmosphere*, 334 pp., Oxford U. Press, 2019b.
- Lovejoy, S., The Half-order Energy Balance Equation, Part 1: The homogeneous HEBE and long memories, *Earth Syst. Dyn.* , (in press) doi: <https://doi.org/10.5194/esd-2020-12>, 2021.
- 835 Lovejoy, S., and Schertzer, D., Haar wavelets, fluctuations and structure functions: convenient choices for geophysics, *Nonlinear Proc. Geophys.* , 19, 1-14 doi: 10.5194/npg-19-1-2012, 2012.
- Lovejoy, S., and Schertzer, D., *The Weather and Climate: Emergent Laws and Multifractal Cascades*, 496 pp., Cambridge University Press, 2013.
- Lovejoy, S., Schertzer, D., and Silas, P., Diffusion on one dimensional multifractals, *Water Res. Res.*, 34, 3283-3291, 1998.
- 840 Lovejoy, S., Schertzer, D., and Varon, D., Do GCM's predict the climate.... or macroweather?, *Earth Syst. Dynam.* , 4, 1–16 doi: 10.5194/esd-4-1-2013, 2013.
- Lovejoy, S., Del Rio Amador, L., and Hébert, R., Harnessing butterflies: theory and practice of the Stochastic Seasonal to Interannual Prediction System (StocSIPS) , in *Nonlinear Advances in Geosciences* , edited by A. A. Tsonis, pp. 305-355, Springer Nature, 2017.
- 845 Lovejoy, S., del Rio Amador, L., and Hébert, R., The ScaLIng Macroweather Model (SLIMM): using scaling to forecast global-scale macroweather from months to Decades, *Earth Syst. Dynam.*, 6, 1–22 doi: [www.earth-syst-dynam.net/6/1/2015/](http://www.earth-syst-dynam.net/6/1/2015/), doi:10.5194/esd-6-1-2015, 2015.
- Lovejoy, S., Procyk, R., Hébert, R., and del Rio Amador, L., The Fractional Energy Balance Equation, *Quart. J. Roy. Met. Soc.* , (in press), 2021.
- 850 Magin, R., Sagher, Y., and Boregowda, S., Application of fractional calculus in modeling and solving the bioheat equation, in *Design and Nature II*, edited by M. W. C. C. A. Brebbia, pp. 207-216, WIT Press, 2004.
- Meerschaert, M. M., and Sikorskii, A., *Stochastic Models for Fractional Calculus*, 2012.
- Miller, K. S., and Ross, B., *An introduction to the fractional calculus and fractional differential equations*, 366 pp., John Wiley and Sons, 1993.
- 855 North, G. R., Cahalan, R. F., and Coakley, J., J. A. , Energy balance climate models, *Rev. Geophysics Space Phy.*, 19, 91-121, 1981.
- North, R. G., and Kim, K. Y., *Energy Balance Climate Models*, 369 pp., Wiley-VCH, 2017.
- Podlubny, I., *Fractional Differential Equations*, 340 pp., Academic Press, 1999.
- Procyk, R., Lovejoy, S., and Hébert, R., The Fractional Energy Balance Equation for Climate projections through 2100, *Earth Sys. Dyn. Disc.*, under review doi: org/10.5194/esd-2020-48 2020.
- 860 Schertzer, D., and Lovejoy, S., The dimension and intermittency of atmospheric dynamics, in *Turbulent Shear Flow*, edited by L. J. S. Bradbury, F. Durst, B.E. Launder, F.W. Schmidt, J.H. Whitelaw, pp. 7-33, Springer-Verlag, 1985.
- Schertzer, D., and Lovejoy, S., Physical modeling and Analysis of Rain and Clouds by Anisotropic Scaling of Multiplicative Processes, *Journal of Geophysical Research*, 92, 9693-9714, 1987.
- 865 Trenberth, K. E., Fasullo, J. T., and Kiehl, J., Earth's global energy budget, *Bull. Amer. Met.Soc.*, 311-323 doi: DOI:10.1175/2008BAMS2634.1, 2009.
- Weissman, H., S. Havlin, Dynamics in multiplicative processes, *Phys. Rev. B*, 37, 5994-5996, 1988.
- West, B. J., Bologna, M., and Grigolini, P., *Physics of Fractal Operators*, 354 pp., Springer, 2003.



- 870 Zhuang, K., North, G. R., and Stevens, M. J., A NetCDF version of the two-dimensional energy balance model based on the full multigrid algorithm, *SoftwareX*, 6, 198–202 doi: <https://doi.org/doi.org/10.1016/j.softx.2017.07.003>, 2017.
- Ziegler, E., and Rehfeld, K., TransEBM v. 1.0: Description, tuning, and validation of a transient model of the Earth's energy balance in two dimensions, *Geosci. Model Devel. Disc.* doi: <https://doi.org/10.5194/gmd-2020-237>, 2020.



880 **Fig. 1:** The surface impulse response function ( $G_\delta(t, r; 0)$ ), eq. 12, i.e. Dirac in time and Dirac in space) as a function of nondimensional time ( $t$ ) for nondimensional distance from the source increasing from  $r = 0$  (top) to  $r = 1$  in steps of 0.2 (top to bottom).



885 **Fig. 2:** The surface step response (time), Dirac (space) function ( $G_{\Theta}(t, r; 0)$ , eq. 12) as a function of nondimensional time, each curve is for a different nondimensional distance from the source increasing from  $r = 0.2$  (top) to  $r = 1$  in steps of 0.2 (top to bottom). At each distance  $r$ , the temperature approaches equilibrium ( $= G_{therm, \delta}(r)$ , eq. 20) at large  $t$  (shown by dashed horizontal lines).

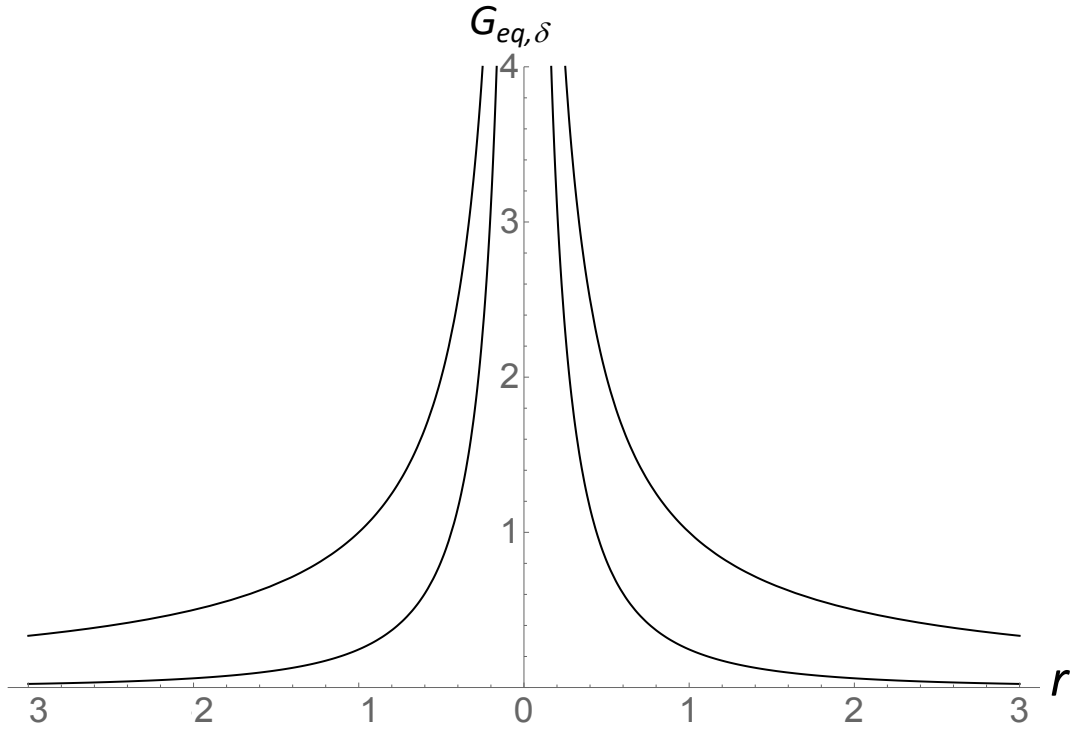
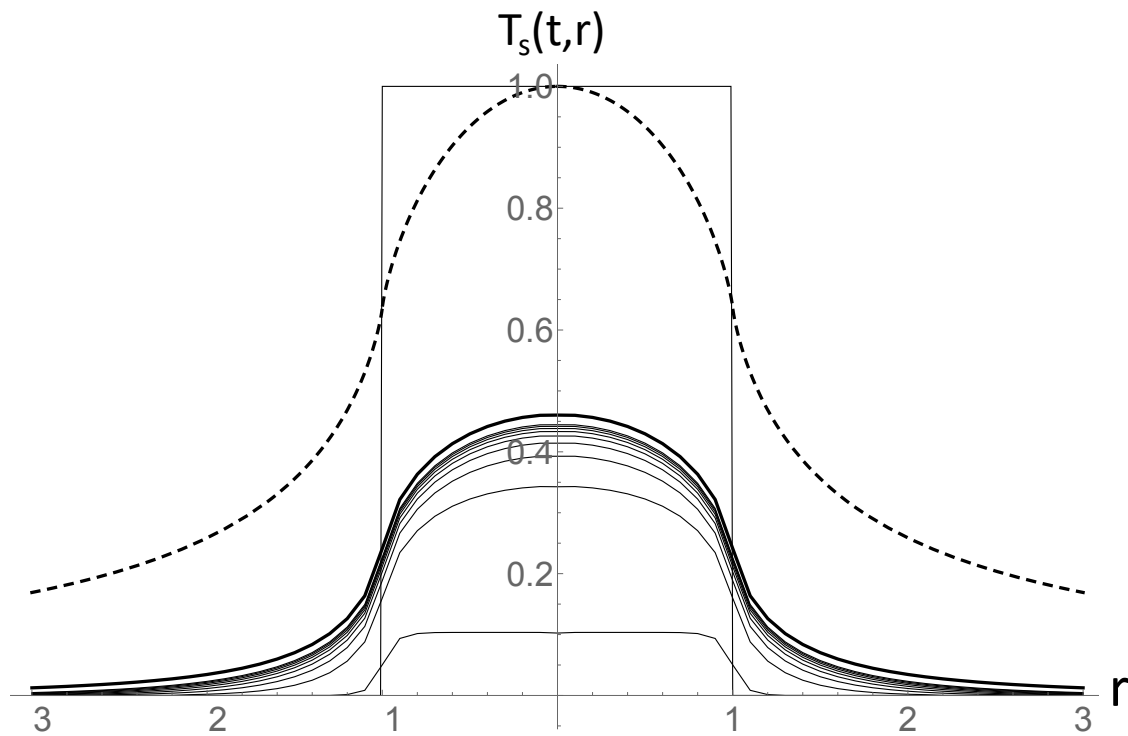


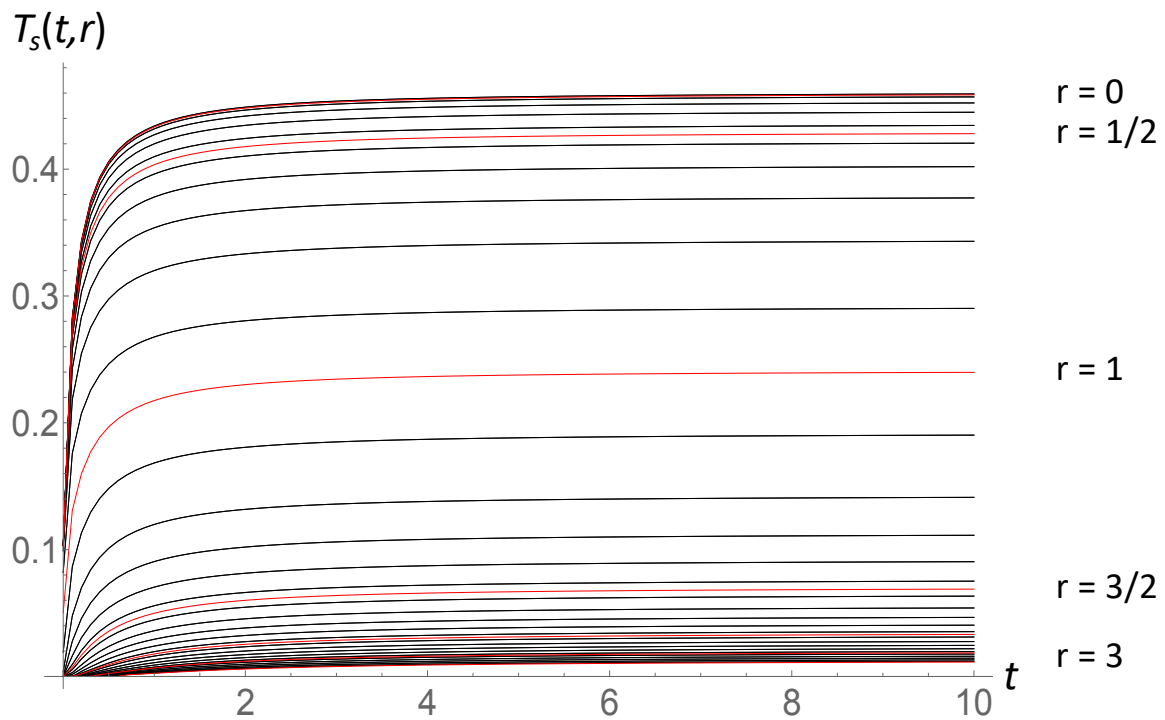
Fig. 3: A comparison of the spatial impulse response Green's functions for equilibrium with surface forcing via conduction only (i.e.

$$\left. \frac{\partial T_{eq}}{\partial z} \right|_{z=0} = \delta(\underline{x}), \text{ no radiation), top } = r^{-1}, \text{ and bottom, the same but with conduction - radiative forcing via the surface BC (}$$

$$\left. \frac{\partial T_{eq}}{\partial z} \right|_{z=0} + T(r;0) = \delta(\underline{x}) \text{ that is asymptotically } \approx r^{-3} \text{ (eq. 21).}$$

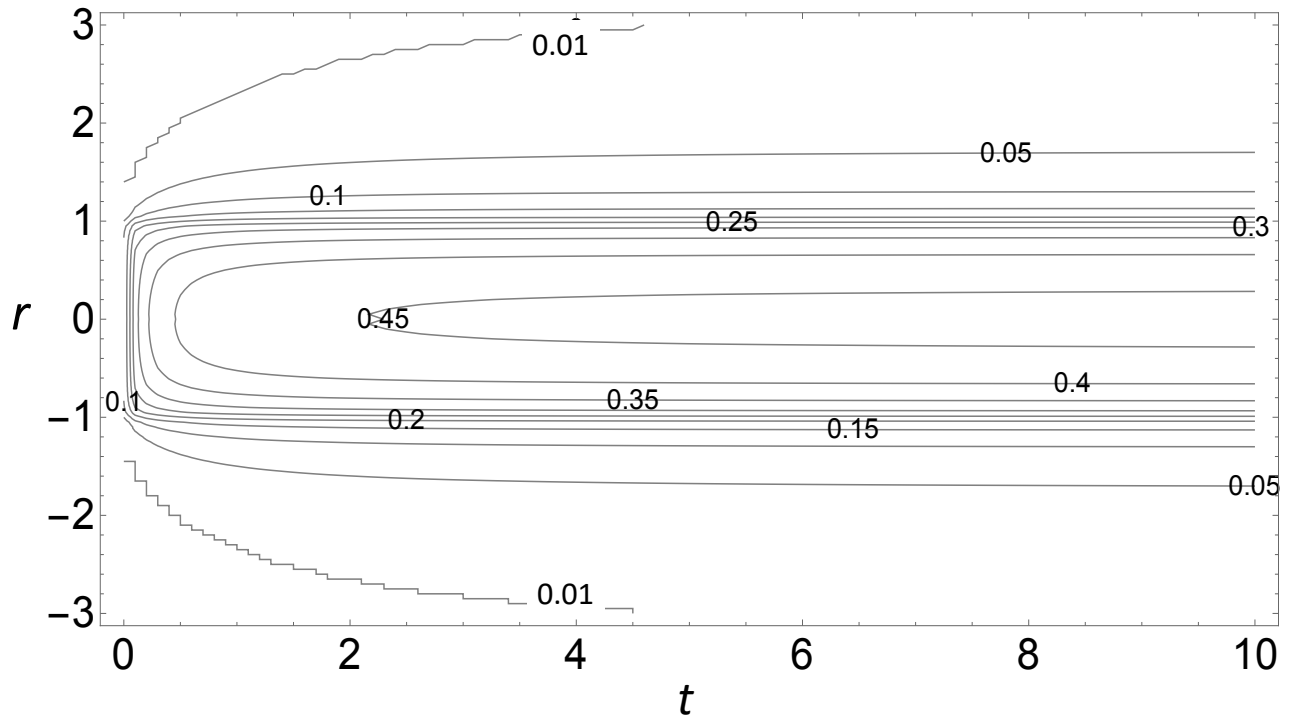


895 **Fig. 4:** This is the step response in time and (circular) step in space for conductive-radiative forcing. Lines for  $t = 0.01$  (bottom), 0.2, 0.4, ... 1.6 (black, bottom to top, the thick black line is for  $t = \infty$  ( equilibrium). The nondimensional forcing is the rectangle (from unit circular forcing). Also shown (top dashed) is the equilibrium when the forcing is purely due to unit conductive heating over the unit circle.



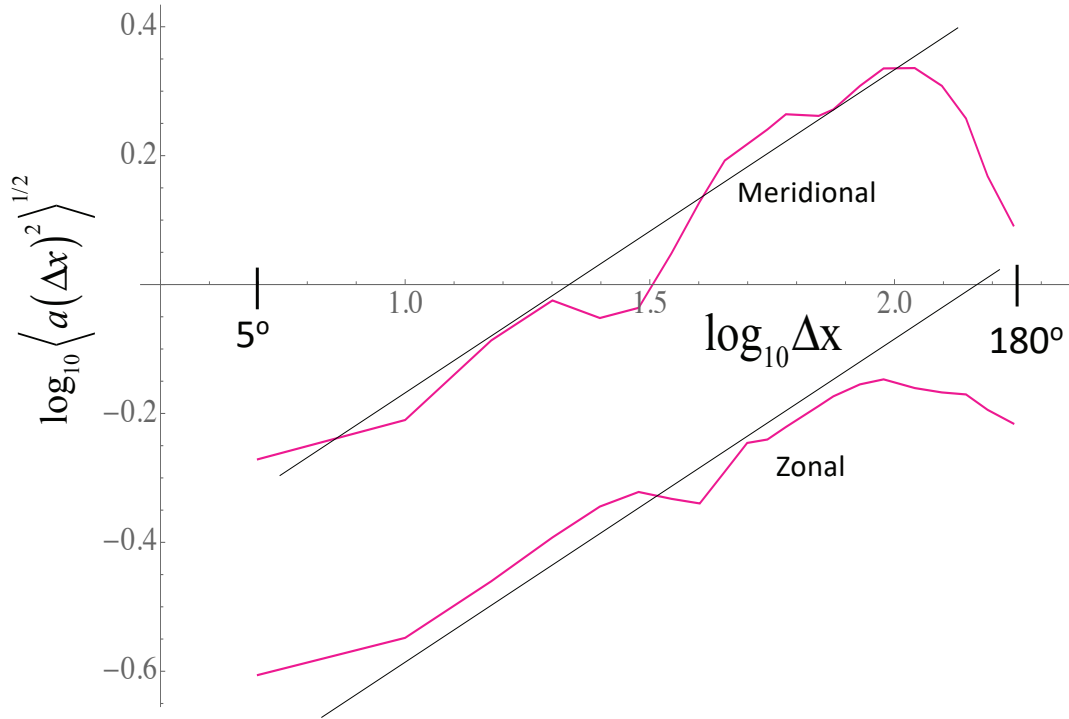
900

**Fig. 5:** The response to a unit intensity forcing in the unit circle. The temperature as a function of nondimensional time is given for different distances from the center top ( $r = 0$ ) to bottom ( $r = 3$ ), from the same data as before... red every 1/2, black every 0.1 (top,  $r = 0$ , bottom,  $r = 3$ ).



905

**Fig. 6:** Space - time contours for unit circle forcing as a function of nondimensional time (left to right) and nondimensional horizontal distance (vertical axis) and nondimensional time left to right.



910

**Fig. 7: The RMS fluctuations (at  $\Delta t = 1$  month resolution)  $\Delta \log s_{\Delta t}(\Delta x)$  (zonal, bottom),  $\Delta \log s_{\Delta t}(\Delta y)$  (meridional, top) from NCAR reanalyses. The vertical scale is dimensionless, the horizontal scale is in  $\log_{10}$  (degrees) with the minimum ( $5^\circ$ ) and maximum ( $180^\circ$ ) indicated in large, bold font. The black lines are reference lines (not regressions) with slopes  $H_x = H_y = 0.5$ .**



| Parameters  | Symbol                               | Estimated Value                                 |
|---|--------------------------------------|---|
| Specific heat per volume                            | $\rho c$                             | $\approx 10^6 \text{ J/m}^3$                    |
| Climate sensitivity                                 | $s$                                  | $\approx 1 \text{ K/(W/m}^2)$                   |
| Vertical diffusivity (ocean)                        | $\kappa_v$                           | $\approx 10^{-4} \text{ m}^2/\text{s}$          |
| Vertical diffusivity (soil)                         | $\kappa_v$                           | $\approx 10^{-6} \text{ m}^2/\text{s}$          |
| Horizontal diffusivity                              | $\kappa_h$                           | $\approx 1 \text{ m}^2/\text{s}$                |
| Vertical Diffusion depth (oceans)                   | $l_v = (\tau \kappa_v)^{1/2}$        | $\approx 100 \text{ m}$                         |
| Vertical Diffusion depth (soil)                     | $l_v = (\tau \kappa_v)^{1/2}$        | $\approx 3 - 10 \text{ m}$                      |
| <b>Relaxation time</b>                              | $\tau = \kappa_v (\rho c \lambda)^2$ | <b><math>\approx 10^8 \text{ s}</math></b>      |
| Horizontal Diffusion length                         | $l_h = (\tau \kappa_h)^{1/2}$        | $\approx 10^4 \text{ m}$                        |
| <b>Effective horizontal heat transport velocity</b> | $V = l_h/\tau$                       | <b><math>\approx 10^{-4} \text{ m/s}</math></b> |
| Effective advection velocity                        | $v_h$                                | $\approx 10^{-4} \text{ m/s}$                   |
| Nondimension advection velocity                     | $\alpha$                             | 0.1 - 1   |
| Characteristic Zonal variation length               | $L_{EW}$                             | $\approx 1.5 \times 10^7 \text{ m}$             |
| Characteristic Meridional variation length          | $L_{NS}$                             | $\approx 3 \times 10^6 \text{ m}$               |

**Table 1: Empirical estimates of the parameters used in this paper; see appendix A for details.**