

This discussion paper is/has been under review for the journal Earth System Dynamics (ESD). Please refer to the corresponding final paper in ESD if available.

Mechanism for potential strengthening of Atlantic overturning prior to collapse

D. Ehlert^{1,2,*} and A. Levermann^{1,2}

¹Potsdam Institute for Climate Impact Research and Institute of Physics, Potsdam, Germany

²Potsdam University, Potsdam, Germany

* now at: Simon Fraser University, Burnaby, British Columbia, Canada

Received: 22 November 2013 – Accepted: 29 November 2013 – Published: 2 January 2014

Correspondence to: D. Ehlert (dehlert@sfu.ca)

Published by Copernicus Publications on behalf of the European Geosciences Union.

Minimal overturning model

D. Ehlert and
A. Levermann

Title Page

Abstract

Introduction

Conclusions

References

Tables

Figures

◀

▶

◀

▶

Back

Close

Full Screen / Esc

Printer-friendly Version

Interactive Discussion



Abstract

The Atlantic meridional overturning circulation (AMOC) carries large amounts of heat into the North Atlantic influencing climate regionally as well as globally. Paleorecords and simulations with comprehensive climate models suggest that the positive salt-advection feedback may yield a threshold behaviour of the system. That is to say that beyond a certain amount of freshwater flux into the North Atlantic, no meridional overturning circulation can be sustained. Concepts of monitoring the AMOC and identifying its vicinity to the threshold rely on the fact that the volume flux defining the AMOC will be reduced when approaching the threshold. Here we advance conceptual models that have been used in a paradigmatic way to understand the AMOC, by introducing a density-dependent parameterization for the Southern Ocean eddies. This additional degree of freedom uncovers a mechanism by which the AMOC can increase with additional freshwater flux into the North Atlantic, before it reaches the threshold and collapses: an AMOC that is mainly wind-driven will have a constant upwelling as long as the Southern Ocean winds do not change significantly. The downward transport of tracers occurs either in the northern sinking regions or through Southern Ocean eddies. If freshwater is transported, either atmospherically or via horizontal gyres, from the low- to high-latitudes, this would reduce the eddy transport and by continuity increase the northern sinking which defines the AMOC until a threshold is reached at which the AMOC cannot be sustained. If dominant in the real ocean this mechanism would have significant consequences for monitoring the AMOC.

1 Introduction

The Atlantic meridional overturning circulation (AMOC) is being considered as one of the tipping elements of the climate system (Lenton et al., 2008). While the definition by Lenton et al. (2008) is based on the idea that tipping elements respond strongly to a small perturbation, the AMOC might also be a tipping element in the dynamic sense

ESDD

5, 29–62, 2014

Minimal overturning model

D. Ehlert and
A. Levermann

Title Page

Abstract

Introduction

Conclusions

References

Tables

Figures

◀

▶

◀

▶

Back

Close

Full Screen / Esc

Printer-friendly Version

Interactive Discussion



Minimal overturning modelD. Ehlert and
A. Levermann

Title Page

Abstract

Introduction

Conclusions

References

Tables

Figures

◀

▶

◀

▶

Back

Close

Full Screen / Esc

Printer-friendly Version

Interactive Discussion



of the word (Levermann et al., 2012). That is to say that a small external perturbation induces a self-amplification feedback by which the circulation enters a qualitatively different state. This self-amplification is due to the salt-advection feedback (Stommel, 1961; Rahmstorf, 1996) and has been found in a number of comprehensive ocean as well as coupled climate models (Manabe and Stouffer, 1993; Rahmstorf et al., 2005; Stouffer et al., 2006b; Hawkins et al., 2011). A cessation of the AMOC would have far-reaching implications for global climate (Vellinga and Wood, 2002) which include (1) a strong reduction of northern hemispheric air and ocean temperatures (Manabe and Stouffer, 1988; Mignot et al., 2007), (2) a reduction in European precipitation and (3) its wind pattern (Laurian et al., 2009), (4) a dynamic sea level increase in the North Atlantic (Levermann et al., 2005; Yin et al., 2009), (5) a perturbation of the Atlantic ecosystem (Schmittner, 2005; Kuhlbrodt et al., 2009), (6) a southward shift in the tropical rain belt and associated impacts on vegetation (Stouffer et al., 2006a) and (7) a perturbation of the Asian monsoon system (Goswami et al., 2006).

Conceptual models to capture the basic aspect of a meridional overturning circulation can be divided into models in which the overturning strength is determined by the meridional density difference in the Atlantic (Stommel, 1961; Rahmstorf, 1996) and those in which its strength is linked to the vertical density structure (Gnanadesikan, 1999). Stommel's model captures the salt-advection feedback in a pure form by resolving only the advection of the active tracers in two fixed-size boxes representing the northern downwelling and southern upwelling regions. The overturning strength is assumed to be proportional to the meridional density difference which was found to be valid in a number of ocean and climate models (e.g. Griesel and Morales-Maqueda, 2006; Rahmstorf, 1996; Schewe and Levermann, 2010). The Stommel-model is however missing a representation of the energy-providing processes for the overturning, such as the Drake-Passage effect and low-latitude mixing (Kuhlbrodt et al., 2007) as well as the influence of the Southern Ocean eddy circulation.

These processes are captured in a conceptual way by the model of Gnanadesikan (1999) which links the overturning to the vertical density profile as represented by the

Minimal overturning model

D. Ehlert and
A. Levermann

Title Page

Abstract

Introduction

Conclusions

References

Tables

Figures



Back

Close

Full Screen / Esc

Printer-friendly Version

Interactive Discussion



5 pycnocline depth. It was shown that this kind of model is not consistent with the fact that the meridional density gradient indeed changes with changing overturning in a number of different climatic conditions (Levermann and Griesel, 2004; Griesel and Morales-Maqueda, 2006). By construction it does not capture the salt-advection feedback and can thereby not be used to study the possibility of a threshold behaviour of the overturning.

There have been a number of attempts to combine these two approaches and thereby to comprise the horizontal tracer-advection with the vertical one (Marzeion and Drange, 2006; Johnson et al., 2007; Fürst and Levermann, 2012).

10 Here we advance the simplest of the suggested models (Fürst and Levermann, 2012) by introducing an additional parametrisation for the Southern Ocean eddy flux. As found in a comprehensive coarse resolution ocean model (Levermann and Fürst, 2010) the horizontal scale of the Southern upwelling region can change and neglecting this change leads to a misrepresentation of the circulation within the Gnanadesikan (1999) framework. We attempt to complement the conceptual model in order to correct for this shortcoming. To this end we add a variable, meridional density difference in the southern Atlantic ocean in the scaling of the eddy-induced return flow. As will be shown, this allows for a qualitatively different response of the AMOC under freshwater forcing compared to earlier studies: a growth of the northern deep water formation with increasing freshwater flux from low- to high northern latitudes within the Atlantic before the threshold is reached and no AMOC in the modelled sense can be sustained. The threshold behaviour found here is consistent with the salt-advection feedback in the sense of a net-salinity transport by the overturning as suggested by Rahmstorf (1996) and recently verified for a number of climate models and observations by Huisman et al. (2010).

25 This paper is structured as followed: firstly we describe the parametrisation of the transport processes, pycnocline dynamics and salinity dynamics, i.e. horizontal density distribution (Sect. 2). The transport processes include the two fundamental driving mechanism (Kuhlbrodt et al., 2007) which are low-latitudinal upwelling (Munk, 1966;

Munk and Wunsch, 1998; Huang, 1999; Wunsch and Ferrari, 2004) and wind-driven upwelling in southern latitudes (Toggweiler and Samuels, 1995, 1998). In order to examine the behaviour of the model we derived governing equations for the two driving mechanisms separately as well as for the full case. The threshold behaviour, as described by Stommel (1961) is caused by the salinity advection. For simplicity we keep the temperatures fixed through-out the paper (Sect. 3). Section 4 discusses the change in the AMOC with increasing freshwater flux into the North Atlantic for the wind-driven case and the full case. We conclude in Sect. 5.

2 Model description

We use a standard inter hemispheric model with four varying boxes (Fig. 1): (1) a northern box representing the northern North Atlantic with deep water formation, (2) an upper low-latitude box and (3) a deeper low-latitude box below the pycnocline, (4) a southern box with southern upwelling and eddy return flow (Gnanadesikan, 1999). The northern and southern boxes are fixed in volume while the low-latitude boxes vary in size according to the dynamically computed pycnocline depth. The four meridional tracer transport processes between the boxes control the horizontal and vertical density structure and the overturning. The density structure, in turn, determines the transport processes. Changes in the vertical density structure are described by variations in the pycnocline depth. The horizontal density structure is expressed by a southern and a northern meridional density difference. They depend on the dynamics of the active tracers, temperature, T , and salinity, S . For simplicity we assume a linear density function $\Delta\rho = \rho_0(\beta_S\Delta S - \alpha_T\Delta T)$ (Stommel, 1961). In order to capture the main feedback for a threshold behaviour while keeping the model legible, we include salinity advection and neglect changes in temperature. The simplification further is justified because the temperature in the upper layers is strongly coupled to atmospheric temperature which is to first order determined by the solar insolation. We thus assume, the ocean temperature in the upper layers to be constant. The high-latitude

Minimal overturning model

D. Ehlert and
A. Levermann

Title Page

Abstract

Introduction

Conclusions

References

Tables

Figures



Back

Close

Full Screen / Esc

Printer-friendly Version

Interactive Discussion



boxes represent strong out-cropping regions which homogenizes the water column and extends the argument to depth. In steady state, the fourth box, deeper low-latitudes ocean, is determined by the three other boxes. That means the approximation is valid for the whole model in equilibrium and temperature is used as an external parameter.

The base of our work is the model by Füst and Levermann (2012). We use the same parametrisations for the northern deep water formation and the upwelling processes. For the eddy return flow we introduce a different scaling by implementing southern meridional density difference which has strong influences on the behaviour of the model (Sects. 3 and 4).

2.1 Tracer transport processes

Different scaling for the deep water formation (as summarized in Füst and Levermann, 2012) have been suggested. Here we use a parametrisation suggested by Marotzke (1997) and apply a β -plane-approximation to it. The resulting northern sinking scales linearly with the meridional density difference and quadratically with the pycnocline depth following geostrophic balance and vertical integration.

$$m_N = \frac{Cg}{\beta_N L_N} \frac{\Delta\rho}{\rho_0} D^2 = C_N \Delta\rho D^2. \quad (1)$$

Because all values are external parameters (Table 1) except the meridional density difference $\Delta\rho = \rho_N - \rho_U$ and the pycnocline depth D , the parameters are comprised into one constant C_N . In contrast to previous approaches (e.g. Rahmstorf, 1996) the meridional density difference does not span the whole Atlantic but instead is taken between low and high northern latitudes in accordance with the geostrophic balance between the meridional density difference and the North Atlantic Current.

The low-latitude upwelling follows a vertical advection-diffusion balance (Munk and Wunsch, 1998). That is to say, downward turbulent heat flux is balanced by upward

Minimal overturning model

D. Ehlert and
A. Levermann

Title Page

Abstract

Introduction

Conclusions

References

Tables

Figures

⏪

⏩

◀

▶

Back

Close

Full Screen / Esc

Printer-friendly Version

Interactive Discussion



advection. This balance with a constant diffusion coefficient for the full upwelling region yields an inverse proportionality between upward volume transport and pycnocline depth. Again all external parameters are expressed by one constant C_U to obtain

$$m_U = B L_U \frac{\kappa}{D} = \frac{C_U}{D}. \quad (2)$$

The southern upwelling term is considered to be independent of the pycnocline depth and results from the so-called Drake-Passage effect (Toggweiler and Samuels, 1995):

$$m_W = B \frac{\tau_{Dr}}{|f_{Dr}| \rho_0} = C_W. \quad (3)$$

The eddy return flow is parametrised following Gent and McWilliams (1990) which yields a tracer transport proportional to the slope of the outcropping isopycnals. In the formulation of Gnanadesikan (1999) this is represented by a linear dependence on the pycnocline depth divided by a horizontal scale for the outcropping region which is taken to be constant. The assumption of a constant horizontal scale for the outcropping region is not consistent with freshwater hosing experiments in a comprehensive though coarse resolution ocean model (Levermann and Fürst, 2010). Here we attempt to capture variations in the meridional horizontal length scale of the outcropping region by the meridional density difference between the low-latitude ocean and the Southern Ocean, $\Delta\rho_{SO} = \rho_S - \rho_U$. We thus use the parametrisation

$$m_E = B A_{GM} \frac{\Delta\rho_{SO}}{\rho_0} \frac{D}{H} = C_E \Delta\rho_{SO} D. \quad (4)$$

As before, all quantities except D and $\Delta\rho_{SO}$ are external parameters and compressed into one constant C_E .

Minimal overturning model

D. Ehlert and
A. Levermann

Title Page

Abstract

Introduction

Conclusions

References

Tables

Figures

◀

▶

◀

▶

Back

Close

Full Screen / Esc

Printer-friendly Version

Interactive Discussion



2.2 Pycnocline and salinity dynamics

The temporal evolution of the pycnocline is determined by the tracer transport equation following Marzeion and Drange (2006).

$$BL_U \frac{dD}{dt} = m_U + m_W - m_E - m_N \quad (5)$$

Salinity equations for each box are derived from the advection in and out of the box, conserving salinity, as well as the surface fluxes, F_N and F_S which represent atmospheric freshwater transport as well as the horizontal gyre transport. The advection scheme follows the arrows shown in Fig. 1. In computing the temporal changes in total salinity the changes in volume due to the pycnocline dynamics needs to be accounted for.

$$\frac{d}{dt}(V_U S_U) = m_U S_D + m_W S_S - S_U(m_N + m_W) + S_0(F_N + F_S) \quad (6a)$$

$$\frac{d}{dt}(V_N S_N) = m_N(S_U - S_N) - S_0 F_N \quad (6b)$$

$$\frac{d}{dt}(V_S S_S) = m_W(S_D - S_S) + m_E(S_U - S_S) - F_S S_0 \quad (6c)$$

$$\frac{d}{dt}(V_D S_D) = m_N S_N + m_E S_S - S_D(m_U + m_W). \quad (6d)$$

With finite difference method applied to Eqs. (1)–(6), we made numerical simulations which reached in equilibrium the values shown in Table 2 with the parameters given in Table 1.

3 Governing equation

Here we derive an equation for the steady-state solution of Eqs. (1)–(6) by comprising them into one equation of the oceanic pycnocline, D . We derive governing equations

Minimal overturning model

D. Ehlert and
A. Levermann

Title Page

Abstract

Introduction

Conclusions

References

Tables

Figures

◀

▶

◀

▶

Back

Close

Full Screen / Esc

Printer-friendly Version

Interactive Discussion



Minimal overturning modelD. Ehlert and
A. Levermann

Title Page

Abstract

Introduction

Conclusions

References

Tables

Figures

◀

▶

◀

▶

Back

Close

Full Screen / Esc

Printer-friendly Version

Interactive Discussion



for the full case as well as for the analytically solvable cases of a purely mixing- and a purely wind-driven cases. The model is limited to positive and real solutions for the pycnocline as well as for non-negative tracer transport values. A parameter combination that does not allow for a solution of this kind is thereby inconsistent with an overturning circulation as represented by this model. We denote a parameter region for which no such a physical solution exists as an “AMOC-off-state-region”. As in the earlier version of the model (Fürst and Levermann, 2012) we find a threshold behaviour with respect to an increase of the freshwater flux, F_N , for all three cases. The focus of this study is not to show the existence of such a threshold of all parameter values, but to present a mechanism by which the overturning can increase before the threshold is reached and no AMOC can be sustained.

3.1 Full case

In the full case the governing equation is a polynomial of 10th order in the pycnocline depth (Appendix A1, Eq. A7). Thus solutions can only be found numerically. Of the 10 mathematical roots, two are positive and real but of two adjacent solutions only one can be stable. Numerical solutions were obtained in two ways. First by finding the roots of the polynomial (Appendix A1, Eq. A7) and second by time forward integration of the original set of Eqs. (1)–(6) with different initial conditions. The time integration naturally selects the stable solutions. Though this is not a proof by any means, we feel confident to say that the solution with $D = 616$ m is the stable of the two physical solutions (Fig. 3a). The corresponding tracer transport values are provide in Fig. 3b. The northern sinking decreases with increasing freshwater forcing for the parameter set of Table 1. The equation for the northern sinking as it results from the scaling (Eq. 1) and the salinity equations:

$$m_N = -\frac{1}{2}C_N D^2 \alpha \Delta T \pm \sqrt{\frac{1}{4}C_N^2 D^4 \alpha^2 \Delta T^2 - C_N D^2 \beta F_N S_0} \quad (7)$$

was also valid in the earlier version of the model (Fürst and Levermann, 2012). Rahmstorf (1996) provides a similar solution for the northern deep water formation with k as proportionality factor between the northern sinking and the north-south density difference:

$$m_N = -\frac{1}{2}k\alpha(T_S - T_N) \pm \sqrt{\frac{1}{4}k^2\alpha^2(T_S - T_N)^2 + k\beta F_S S_0}. \quad (8)$$

In these earlier models only positive roots of the solution yield stable equilibria. That differs from our model where for certain amounts of freshwater forcing the negative sign of the root in Eq. (7) (respectively Eq. 8) needs to be considered, as for example in the wind-driven case discussed below.

Similar to the wind-driven case, the threshold of the overturning is reached when the eddy return flow becomes negative (Fig. 3b, grey shaded area).

3.2 Mixing-driven case

The purely mixing-driven case is defined by $C_E = C_W = 0$. In this case the pycnocline dynamics in steady state (Eq. 5) reduces to $m_N = m_U = C_U/D$. As the eddy return flow is eliminated from the equation, this case has not changed compared to the model of Fürst and Levermann (2012): the governing equation is a polynomial of fourth order in pycnocline depth and has one physical solution which decreases with increasing freshwater forcing (Fig. 4a). The overturning decreases until a threshold level (Fig. 4b) which is reached when the pycnocline and therefore the tracer transport processes become complex. The critical northern freshwater flux can be calculated by zero-crossing of the discriminant of the polynomial.

$$F_{N,\text{mixing}}^{\text{crit}} = \frac{3(2C_N)^{1/3} C_U^{2/3} \alpha^{4/3}}{8\beta S_0} |\Delta T|^{4/3} \quad (9)$$

Minimal overturning model

D. Ehlert and
A. Levermann

Title Page

Abstract

Introduction

Conclusions

References

Tables

Figures

◀

▶

◀

▶

Back

Close

Full Screen / Esc

Printer-friendly Version

Interactive Discussion



3.3 Wind-driven case

The purely wind-driven circulation is defined by $C_U = 0$. Thus the tracer-transport balance in steady state (Eq. 5) reduces to $m_N = m_W - m_E$ into which the eddy return flow and the northern sinking are included as functions of the pycnocline depth and external parameters of Table 1 (see Appendix A for a detailed derivation). For the northern sinking the northern salinity difference is calculated via the salinity balance of North Atlantic (Eq. 6b) and inserted into the scaling of the northern sinking (Eq. 1), similarly for the eddy return flow by using the Southern Ocean salinity balance (Eq. 6c). The emerging governing equation is a third order polynomial of the pycnocline depth D which we solve analytically.

$$\begin{aligned}
 & D^3 C_E C_N \alpha \Delta T \left[\frac{\beta S_0 (F_N + F_S)}{C_W} + \alpha \Delta T_{SO} \right] \\
 & + D^2 \left[C_N F_N S_0 \beta + C_N C_W \alpha \Delta T + \frac{C_E^2}{C_W^2} (S_0 \beta (F_N + F_S) + C_W \alpha \Delta T_{SO})^2 \right] \\
 & + D 2 C_E [\beta S_0 (F_N + F_S) + C_W \alpha \Delta T_{SO}] + C_W^2 = 0
 \end{aligned}$$

Minimal overturning model

D. Ehlert and
A. Levermann

Title Page

Abstract

Introduction

Conclusions

References

Tables

Figures

◀

▶

◀

▶

Back

Close

Full Screen / Esc

Printer-friendly Version

Interactive Discussion



The solutions depend on the sign of the discriminant of the polynomial $d = (q/2)^2 + (p/3)^3$ with p and q defined as:

$$\frac{q}{2} = \frac{1}{2} \left(\frac{C_N F_N S_0 \beta + C_N C_W \alpha \Delta T + C_E^2 A^2}{3 C_E \alpha \Delta T A} \right)^3 - \frac{C_W F_N S_0 \beta + C_W^2 \alpha \Delta T}{3 C_E C_N \alpha^2 \Delta T^2 A}$$

$$- \frac{C_E C_W A}{3 C_N^2 \alpha^2 \Delta T^2} + \frac{C_W^2}{2 C_E C_N \alpha \Delta T A}$$

$$\frac{p}{3} = \frac{6 C_W C_N \alpha \Delta T - 1}{9 C_N^2 \alpha^2 \Delta T^2} - \frac{F_N S_0 \beta + C_W \alpha \Delta T}{9 C_E^2 C_N^2 \alpha^2 \Delta T^2 A^2}$$

with $A = \left(\frac{S_0 \beta}{C_W} (F_N + F_S) + \alpha \Delta T_{S_0} \right)$.

A polynomial of third order has either one root (Appendix A2, Eq. A9) if the discriminant is positive, or three roots (Appendix A2, Eq. A10) if the discriminant is negative which is the case for the parameters of Table 1 near the threshold (Fig. 5). Only one of the three mathematical roots is a physical solution of equilibrium state of the model because one root is negative (Fig. 5, solution 1) and the other solution has a negative northern sinking and the pycnocline values are out of range of the ocean depth (Fig. 5, solution 0). No physical solution exists, when the eddy return flow becomes negative. At this threshold the discriminant of the governing equation has a negative pole which can be used to calculate the critical freshwater flux. In the following we describe a more straight forward way to give dependencies of the critical freshwater flux. Assuming steady state for the salinity balance of the upper low-latitudinal box (Eq. 6a equal to zero, with $m_U = 0$) and for the tracer transport balance ($m_E + m_N = m_W = C_W$), the salinity difference between the Southern Ocean and the upper low-latitudes emerges:

$$\Delta S_{S_0} = S_S - S_U = -\frac{S_0}{C_W} (F_N + F_S).$$

Minimal overturning model

D. Ehlert and
A. Levermann

Title Page

Abstract

Introduction

Conclusions

References

Tables

Figures

◀

▶

◀

▶

Back

Close

Full Screen / Esc

Printer-friendly Version

Interactive Discussion



The salinity difference contains no variables. As the temperature dynamics are not considered in this model, the horizontal density difference between these two boxes is constant for a fixed set of parameters.

$$\Delta\rho_{S0} = \beta\Delta S_{S0} - \alpha\Delta T_{S0} = -\beta\frac{S_0}{C_W}(F_N + F_S) - \alpha\Delta T_{S0} \quad (10)$$

The critical eddy return flow is equal to zero. Using the definition of the flow (Eq. 4) and the fact that the critical pycnocline depth is far in the positive range, Eq. (10) can be set to zero at the threshold level. The critical freshwater flow becomes:

$$F_{N,wind}^{crit} = -\frac{\alpha\Delta T_{S0}C_W}{S_0\beta} - F_S.$$

The critical northern freshwater flow depends linearly on the southern temperature difference and on the southern wind stress (via C_W) and a higher southern freshwater flux would lower the critical northern freshwater flow. Please note that this is a significant difference to previous approaches (Fürst and Levermann, 2012; Rahmstorf, 1996), where the critical freshwater flow is in first or higher order (Eq. 9) sensitive to the northern temperature difference which has no influence onto the critical freshwater flux in this case.

4 Freshwater-induced MOC strengthening

The introduction of the southern density difference as a variable changing the eddy return flow results in a mechanism that, to our knowledge, has not been reported before: an increasing overturning under northern freshwater forcing the threshold beyond no AMOC as described by these equations can be sustained. The mechanism is simple: a freshwater flux from low-latitudes into the high northern latitudes reduces the eddy return flow. If this reduction is not compensated by a reduction in mixing-driven upwelling (as for example in a mainly wind-driven AMOC) then due to continuity northern

Minimal overturning model

D. Ehlert and
A. Levermann

Title Page

Abstract

Introduction

Conclusions

References

Tables

Figures

◀

▶

◀

▶

Back

Close

Full Screen / Esc

Printer-friendly Version

Interactive Discussion



sinking has to increase since Southern Ocean upwelling is constant. The mechanism is always dominant in the wind-driven case which we will proof at the end of this section. In the full case the mechanism takes not effect for the parameters of Table 1 but it emerges if the Southern Ocean temperature difference is changed in such a way as to make the mixing less relevant (Fig. 6).

4.1 Full case

In order to gain a better understanding of this behaviour, the tracer transport processes balance in steady state (Eq. 5 equal to zero) is differentiated with respect to the northern freshwater flux. That gives an equation for the derivative of northern sinking:

$$\frac{dm_N}{dF_N} = -\frac{dm_E}{dF_N} + \frac{dm_U}{dF_N}. \quad (11)$$

Using the parametrisations of the eddy return flow (Eq. 4) and low-latitudinal upwelling (Eq. 2), Eq. (11) yields

$$\frac{dm_N}{dF_N} = -\left(\frac{C_U}{D^2} + C_E \Delta\rho_{SO}\right) \frac{\partial D}{\partial F_N} - C_E D \frac{\partial \Delta\rho_{SO}}{\partial F_N}.$$

The polynomial consists of two terms of opposing sign: the first term on the left depends on the change of pycnocline depth (representing the vertical density structure) with increasing freshwater flux. Since this derivative, $\frac{\partial D}{\partial F_N}$, is generally positive the full term is negative. The second term is positive since the horizontal density difference in the Southern Ocean declines when F_N is increased. The sign of the derivative of the northern sinking is determined by the ratio between the two terms. Thus strong increasing pycnocline depth, i.e. strong positive changes in vertical density structure, shift the overturning to a decreasing threshold behaviour. If the southern meridional density difference decreases stronger (in absolute values), then the overturning rises under freshwater forcing. The crucial point is that the absolute value of pycnocline is

Minimal overturning model

D. Ehlert and
A. Levermann

Title Page

Abstract

Introduction

Conclusions

References

Tables

Figures

◀

▶

◀

▶

Back

Close

Full Screen / Esc

Printer-friendly Version

Interactive Discussion



present in the term with the derivative of southern meridional density difference. That means rising pycnocline depth also amplifies the term that depends on horizontal density structure and vice versa for the meridional density difference. A stronger statement can be derived for the purely wind-driven case.

5 4.2 Wind-driven case

Upwelling in the lower latitudes amplifies the decreasing of northern sinking with increasing freshwater flow. Therefore, the wind-driven case provides a better example and a clearer image. Without low-latitudinal upwelling the derivative of northern sinking (Eq. 11) equals the negative derivative of the eddy return flow ($dm_N/dF_N = -dm_E/dF_N$). From the scaling of the eddy return flow (Eq. 4) and the derivative of the southern horizontal density difference (Eq. 10) the derivative of the northern sinking emerges.

$$\begin{aligned} \frac{dm_N}{dF_N} &= -C_E \Delta \rho_{SO} \frac{\partial D}{\partial F_N} - C_E D \frac{\partial \Delta \rho_{SO}}{\partial F_N} \\ &= C_E \left(\frac{S_0 \beta}{C_W} (F_N + F_S) + \alpha \Delta T_{SO} \right) \frac{\partial D}{\partial F_N} + C_E D \frac{S_0 \beta}{C_W} \end{aligned}$$

Now, solely the term depending on the negative southern density difference could diminish the derivative. For the values given in Table 1, $\frac{\partial D}{\partial F_N} \approx \frac{100\text{m}}{0.1\text{Sv}}$, and $D \approx 1000\text{m}$, the derivative is far in the positive range ($\frac{\partial m_N}{\partial F_N} \approx 5000$). In order to calculate the critical derivative, we use again the fact that the southern density difference equals zero at the threshold.

$$\left(\frac{dm_N}{dF_N} \right)_{\text{crit}} = C_E D_{\text{crit}} \frac{S_0 \beta}{C_W} > 0$$

The emerging critical derivative depends only on positive constants and the positive critical pycnocline depth, i.e. the overturning always increases close to the threshold.

Minimal overturning model

D. Ehlert and
A. Levermann

Title Page

Abstract

Introduction

Conclusions

References

Tables

Figures

◀

▶

◀

▶

Back

Close

Full Screen / Esc

Printer-friendly Version

Interactive Discussion



This result is not surprising in light of the heuristic explanation given above, but it is not trivial due to the still complex vertical and horizontal density dynamics.

5 Conclusion and discussion

The conceptual model of the Atlantic overturning presented here builds on a previous model (Fürst and Levermann, 2012) and advances the model by the introduction of a dynamic southern ocean density difference for the eddy return flow as imposed by comparison with comprehensive ocean model results (Levermann and Fürst, 2010). As a first result the model reproduces the qualitative result that a threshold behaviour is a robust feature that is independent of the driving mechanism, i.e. it is present in a mixing-, a wind-driven as well as in a combined case. The regime of existence of a solution for the overturning for a specific parameter combination is defined by the simultaneous compliance of a number of conditions, e.g. positive volume fluxes and pycnocline depth. In the presented model the threshold is generally reached when the eddy return flow becomes negative. Similar to the predecessor of the model also here the threshold is associated with the salt-advection feedback. As suggested by Rahmstorf (1996), a threshold thus only exists when the salinity in the low-latitude box is higher than in the northern box. This is the case here (see Table 2). Whether the real ocean is in a bistable regime and thereby exhibits a threshold behaviour is of yet unclear. According to a diagnostic by Rahmstorf (1996), an overturning is bistable if the overturning carries a net salinity transport at 35 N. This diagnostic was confirmed to be valid in a comprehensive climate model (Dijkstra, 2007) and is discussed in depth by Hofmann and Rahmstorf (2009). Following this diagnostic most climate models do not show a threshold behaviour, while observational data indicates that the real ocean is in a bistable regime (Drijfhout et al., 2011; Huisman et al., 2010).

The main result is the observation that the overturning can increase prior to its collapse in response to a freshwater flux from low-latitudes to high northern latitudes. Previous models including the base models (Johnson et al., 2007; Marzeion and Drange,

Minimal overturning model

D. Ehlert and
A. Levermann

Title Page

Abstract

Introduction

Conclusions

References

Tables

Figures



Back

Close

Full Screen / Esc

Printer-friendly Version

Interactive Discussion



Minimal overturning modelD. Ehlert and
A. Levermann

Title Page

Abstract

Introduction

Conclusions

References

Tables

Figures

◀

▶

◀

▶

Back

Close

Full Screen / Esc

Printer-friendly Version

Interactive Discussion



2006; Fürst and Levermann, 2012) show the opposite behaviour, similar to the bifurcation in the initial model of Stommel (1961). The emergence of the effect depends on the inclusion of Southern Ocean winds as a driving-mechanism for the overturning and the inclusion of a dynamic southern ocean horizontal density difference. It thus does not include in the mixing-driven case. Thus our model has opposite behaviour prior to reaching the threshold depending on whether the circulation is wind- or mixing-driven.

This has strong implications for potential monitoring systems that aim to detect the vicinity to the threshold. Methods that depend on the decline of the overturning prior to the threshold for example in order to detect an increase in variability might not be suitable in a situation (Lenton, 2011; Scheffer et al., 2009) in which the presented mechanism is relevant.

Whether the mechanism described here is dominant in the real ocean is beyond the scope of this paper. This study presents the physical processes which need to be investigated with comprehensive quantitative models and verified against observation in order to assess its relevance. Though a large number of so-called water hosing experiments have been carried out (e.g. Manabe and Stouffer, 1995; Rahmstorf et al., 2005; Stouffer et al., 2007), few studies have focussed on freshwater transport from low- to high-latitudes. Such experiments are needed in order to find whether the mechanism is indeed relevant for the real ocean.

Appendix A**Analytical calculations****A1 Full case**

The salinities are exchanged by salinity differences between the boxes except the salinity of the northern box. The new salinity variables are defined as $\Delta S = S_N - S_U$, $\Delta S_D =$

$S_N - S_D$, $\Delta S_{SO} = S_S - S_U$, and S_N . The salinity balance of the northern box gives for the northern salinity difference:

$$\Delta S = -\frac{S_0 F_N}{mN}. \quad (\text{A1})$$

5 The scaling of the northern sinking (Eq. 1) with the linearly scaling of the meridional density difference $\Delta\rho = \beta\Delta S - \alpha\Delta T$ and Eq. (A1) yields into a quadratic polynomial of m_N .

$$0 = m_N^2 + m_N C_N D^2 \alpha \Delta T + C_N D^2 \beta F_N S_0 \quad (\text{A2})$$

10 It has the solution:

$$m_N = -\frac{1}{2} C_N D^2 \alpha \Delta T \pm \sqrt{\frac{1}{4} C_N^2 D^4 \alpha^2 \Delta T^2 - C_N D^2 \beta F_N S_0}. \quad (\text{A3})$$

The salinity balance of the upper box can be used to calculate ΔS_D :

$$\Delta S_D = \frac{m_W}{m_U} \Delta S_{SO} + \Delta S + \frac{S_0}{m_U} (F_N + F_S). \quad (\text{A4})$$

The salinity balance of the southern box combined with Eq. (A4) results into an equation for the southern salinity difference.

$$\Delta S_{SO} = -S_0 \frac{m_W (F_N + F_S) + m_U F_S}{m_W^2 + m_W m_U + m_E m_U} \quad (\text{A5})$$

20 The scaling of the eddy return flow (Eq. 4), the linear density function for southern meridional density difference ($\Delta\rho_{SO} = \beta\Delta S_{SO} - \alpha\Delta T_{SO}$), and Eq. (A5) can be collapsed into a quadratic equation for m_E .

$$0 = m_E + C_E D \beta S_0 \frac{m_W (F_N + F_S) + m_U F_S}{m_W^2 + m_W m_U + m_E m_U} + C_E D \alpha \Delta T_{SO} \quad (\text{A6})$$

Minimal overturning model

D. Ehlert and
A. Levermann

Title Page

Abstract

Introduction

Conclusions

References

Tables

Figures

◀

▶

◀

▶

Back

Close

Full Screen / Esc

Printer-friendly Version

Interactive Discussion



It has the solution:

$$m_E = -\frac{1}{2} \left(\frac{m_W^2}{m_U} + m_W + C_E D \alpha \Delta T_{SO} \right) + \sqrt{\frac{1}{4} \left(\frac{m_W^2}{m_U} + m_W + C_E D \alpha \Delta T_{SO} \right)^2 - C_E D \beta S_0 \left(\frac{m_W}{m_U} (F_N + F_S) + F_S \right) - C_E D \alpha \Delta T_{SO} \left(\frac{m_W^2}{m_U} + m_W \right)}.$$

- 5 The governing equation of the pycnocline depth emerges by using Eq. (A6) and replacing the eddy return flow by $m_E = m_U + m_W - m_N$, m_N^2 by Eq. (A2), and the upwelling transport processes, m_U and m_W , by their scaling (Eqs. 2 and 3).

$$\begin{aligned} & D^{10} C_E C_U C_W C_N^2 \alpha^2 \Delta T^2 [S_0 \beta (F_N + F_S) + C_W \alpha \Delta T_{SO}] \\ & + D^9 C_N \alpha \Delta T [C_E C_W (C_W^2 + C_E C_U \alpha \Delta T_{SO}) (F_N S_0 \beta + F_S S_0 \beta + C_W \alpha \Delta T_{SO}) \\ 10 & + C_U C_N (C_W^2 F_N S_0 \beta + C_W^3 \alpha \Delta T + 2 C_E C_U C_W \alpha^2 \Delta T \Delta T_{SO} + C_E C_U S_0 \alpha \beta (F_S \Delta T + F_N \Delta T_{SO}))] \\ & + D^8 [C_E^2 C_W^2 (F_N S_0 \beta + F_S S_0 \beta + C_W \alpha \Delta T_{SO})^2 \\ & + C_N^2 C_U^2 (F_N^2 S_0^2 \beta^2 + 3 C_W F_N S_0 \alpha \beta \Delta T + \alpha^2 \Delta T^2 (3 C_W^2 + C_E C_U \alpha \Delta T_{SO})) \\ & + C_N (C_W^4 F_N S_0 \beta + C_W^5 \alpha \Delta T + C_E C_U C_W^2 S_0 \alpha \beta \Delta T (3 F_N + 4 F_S) + 6 C_E C_U C_W^3 \alpha^2 \Delta T \Delta T_{SO} \\ & + C_E^2 C_U^2 S_0 \alpha^2 \beta \Delta T_{SO} (F_S \Delta T + F_N \Delta T_{SO}) \\ 15 & + 2 C_E C_U C_W (-F_N^2 S_0^2 \beta^2 - F_N F_S S_0^2 \beta^2 + C_E C_U \alpha^3 \Delta T \Delta T_{SO}^2))] \\ & + D^7 [C_N^2 C_U^3 \alpha \Delta T (2 F_N S_0 \beta + 3 C_W \alpha \Delta T) \end{aligned}$$

Minimal overturning model

D. Ehlert and
A. Levermann

Title Page

Abstract

Introduction

Conclusions

References

Tables

Figures

◀

▶

◀

▶

Back

Close

Full Screen / Esc

Printer-friendly Version

Interactive Discussion



Minimal overturning model

D. Ehlert and
A. Levermann

Title Page

Abstract

Introduction

Conclusions

References

Tables

Figures

◀

▶

◀

▶

Back

Close

Full Screen / Esc

Printer-friendly Version

Interactive Discussion



$$\begin{aligned}
 & + 2C_E C_W (F_N S_0 \beta + F_S S_0 \beta + C_W \alpha \Delta T_{SO}) (C_W^3 + C_E C_U F_S S_0 \beta + 2C_E C_U C_W \alpha \Delta T_{SO}) \\
 & + C_N C_U (4C_W^3 F_N S_0 \beta + 6C_W^4 \alpha \Delta T + 12C_E C_U C_W^2 \alpha^2 \Delta T \Delta T_{SO} \\
 & + C_E C_U (-2F_N F_S S_0^2 \beta^2 + C_E C_U \alpha^3 \Delta T \Delta T_{SO}^2) + C_E C_U C_W S_0 \alpha \beta (5F_S \Delta T + 2F_N (\Delta T + \Delta T_{SO})) \Big] \\
 & + D^6 \left[C_W^6 + 2C_U C_W^3 (C_E S_0 \beta (3F_N + 4F_S) + 7C_N C_U \alpha \Delta T) + 10C_E C_U C_W^4 \alpha \Delta T_{SO} \right. \\
 5 & + 2C_E C_U^2 C_W \alpha \Delta T_{SO} (C_E S_0 \beta (F_N + 3F_S) + 5C_N C_U \alpha \Delta T) + C_U^2 C_W^2 (7C_N F_N S_0 \beta + 6C_E^2 \alpha^2 \Delta T_{SO}^2) \\
 & \left. + C_U^2 (C_E^2 F_S^2 S_0^2 \beta^2 + C_N^2 C_U^2 \alpha^2 \Delta T^2 + 2C_E C_N C_U S_0 \alpha \beta (F_S \Delta T + F_N \Delta T_{SO})) \right] \\
 & + D^5 C_U \left[6C_W^5 + 2C_U C_W^2 (3C_E S_0 \beta (F_N + 2F_S) + 8C_N C_U \alpha \Delta T) + 20C_E C_U C_W^3 \alpha \Delta T_{SO} \right. \\
 & \left. + C_E C_U^2 \alpha \Delta T_{SO} (2C_E F_S S_0 \beta + 3C_N C_U \alpha \Delta T) + 2C_U^2 C_W (3C_N F_N S_0 \beta + 2C_E^2 \alpha^2 \Delta T_{SO}^2) \right] \\
 & + D^4 C_U^2 \left[15C_W^4 + C_U C_W (2C_E S_0 \beta (F_N + 4F_S) + 9C_N C_U \alpha \Delta T) + 20C_E C_U C_W^2 \alpha \Delta T_{SO} \right. \\
 10 & \left. + C_U^2 (2C_N F_N S_0 \beta + C_E^2 \alpha^2 \Delta T_{SO}^2) \right] \\
 & + D^3 2C_U^3 \left[10C_W^3 + C_U C_E F_S S_0 \beta + C_N C_U^2 \alpha \Delta T + 5C_E C_U C_W \alpha \Delta T_{SO} \right] \\
 & + D^2 C_U^4 \left[15C_W^2 + 2C_E C_U \alpha \Delta T_{SO} \right] + D 6C_U^5 C_W + C_U^6 = 0 \tag{A7}
 \end{aligned}$$

A2 Wind-driven case

15 For a wind-driven overturning the upwelling in the lower latitudes is zero by setting $C_U = 0$. Thus the tracer transport balance in steady state (5 equal to zero) reduces to $m_W = m_N + m_E$. Differences in salinity are defined as in the full problem and the salinity balance in the northern box is the same as in the full problem. Therefore Eqs. (A1)–(A3) are valid. Using the salinity balance of the southern box, in this case the southern

20 salinity difference reduces to:

$$\Delta S_{SO} = -\frac{S_0(F_N + F_S)}{m_W}.$$

For the eddy return flow it follows:

$$m_E = -C_E D \beta \frac{S_0(F_N + F_S)}{C_W} - \alpha \Delta T_{SO} C_E D. \quad (\text{A8})$$

- 5 Replacing the northern sinking by Eq. (A3) and the eddy return flow by Eq. (A8) in the tracer transport balance the governing equation of the pycnocline depth emerges.

$$\begin{aligned} & D^3 C_E C_N \alpha \Delta T \left[\frac{\beta S_0 (F_N + F_S)}{C_W} + \alpha \Delta T_{SO} \right] \\ & + D^2 \left[C_N F_N S_0 \beta + C_N C_W \alpha \Delta T + \frac{C_E^2}{C_W^2} (S_0 \beta (F_N + F_S) + C_W \alpha \Delta T_{SO})^2 \right] \\ & + D 2 C_E [\beta S_0 (F_N + F_S) + C_W \alpha \Delta T_{SO}] + C_W^2 = 0 \end{aligned}$$

- 10 The solutions of the polynomial depend on the sign of the discriminant $d = (q/2)^2 + (p/3)^3$ with p and q defined as:

$$\begin{aligned} \frac{q}{2} &= \frac{1}{2} \left(\frac{C_N F_N S_0 \beta + C_N C_W \alpha \Delta T + C_E^2 A^2}{3 C_E \alpha \Delta T A} \right)^3 - \frac{C_W F_N S_0 \beta + C_W^2 \alpha \Delta T}{3 C_E C_N \alpha^2 \Delta T^2 A} \\ &\quad - \frac{C_E C_W A}{3 C_N^2 \alpha^2 \Delta T^2} + \frac{C_W^2}{2 C_E C_N \alpha \Delta T A} \\ \frac{p}{3} &= \frac{6 C_W C_N \alpha \Delta T - 1}{9 C_N^2 \alpha^2 \Delta T^2} - \frac{F_N S_0 \beta + C_W \alpha \Delta T}{9 C_E^2 C_N^2 \alpha^2 \Delta T^2 A^2} \\ &\quad \text{with } A = \left(\frac{S_0 \beta}{C_W} (F_N + F_S) + \alpha \Delta T_{SO} \right). \end{aligned}$$

Minimal overturning model

D. Ehlert and
A. Levermann

Title Page

Abstract

Introduction

Conclusions

References

Tables

Figures

◀

▶

◀

▶

Back

Close

Full Screen / Esc

Printer-friendly Version

Interactive Discussion



If the discriminant is positive the governing equation has one real solution.

$$D = \sqrt[3]{-\frac{q}{2} + \sqrt{\left(\frac{q}{2}\right)^2 + \left(\frac{p}{3}\right)^3}} + \sqrt[3]{-\frac{q}{2} - \sqrt{\left(\frac{q}{2}\right)^2 + \left(\frac{p}{3}\right)^3}} \quad (\text{A9})$$

5 For a negative discriminant there are three real solutions.

$$D_1 = 2\sqrt{-\frac{p}{3}} \cos\left(\frac{1}{3} \arccos\left(-\frac{3q}{2p\sqrt{-\frac{p}{3}}}\right)\right) - \frac{C_N F_N S_0 \beta + C_N C_W \alpha \Delta T}{3C_E C_N \alpha \Delta T \left(\frac{S_0 \beta}{C_W} (F_N + F_S) + \alpha \Delta T_{SO}\right)}$$

$$+ \frac{C_E^2 \left(\frac{S_0 \beta}{C_W} (F_N + F_S) + \alpha \Delta T_{SO}\right)^2}{3C_E C_N \alpha \Delta T \left(\frac{S_0 \beta}{C_W} (F_N + F_S) + \alpha \Delta T_{SO}\right)}$$

$$- \frac{C_N F_N S_0 \beta + C_N C_W \alpha \Delta T + C_E^2 \left(\frac{S_0 \beta}{C_W} (F_N + F_S) + \alpha \Delta T_{SO}\right)^2}{3C_E C_N \alpha \Delta T \left(\frac{S_0 \beta}{C_W} (F_N + F_S) + \alpha \Delta T_{SO}\right)}$$

$$D_2 = 2\sqrt{-\frac{p}{3}} \cos\left(\frac{1}{3} \arccos\left(-\frac{3q}{2p\sqrt{-\frac{p}{3}}}\right) + \frac{2}{3}\pi\right)$$

$$- \frac{C_N F_N S_0 \beta + C_N C_W \alpha \Delta T}{3C_E C_N \alpha \Delta T \left(\frac{S_0 \beta}{C_W} (F_N + F_S) + \alpha \Delta T_{SO}\right)} + \frac{C_E^2 \left(\frac{S_0 \beta}{C_W} (F_N + F_S) + \alpha \Delta T_{SO}\right)^2}{3C_E C_N \alpha \Delta T \left(\frac{S_0 \beta}{C_W} (F_N + F_S) + \alpha \Delta T_{SO}\right)}$$

$$- \frac{C_N F_N S_0 \beta + C_N C_W \alpha \Delta T + C_E^2 \left(\frac{S_0 \beta}{C_W} (F_N + F_S) + \alpha \Delta T_{SO}\right)^2}{3C_E C_N \alpha \Delta T \left(\frac{S_0 \beta}{C_W} (F_N + F_S) + \alpha \Delta T_{SO}\right)}$$

10

Minimal overturning model

D. Ehlert and
A. Levermann

Title Page

Abstract

Introduction

Conclusions

References

Tables

Figures

◀

▶

◀

▶

Back

Close

Full Screen / Esc

Printer-friendly Version

Interactive Discussion



$$D_3 = 2\sqrt{-\frac{\rho}{3}} \cos \left(\frac{1}{3} \arccos \left(-\frac{3q}{2\rho\sqrt{-\frac{\rho}{3}}} \right) + \frac{4}{3}\pi \right) - \frac{C_N F_N S_0 \beta + C_N C_W \alpha \Delta T}{3C_E C_N \alpha \Delta T \left(\frac{S_0 \beta}{C_W} (F_N + F_S) + \alpha \Delta T_{SO} \right)} + \frac{C_E^2 \left(\frac{S_0 \beta}{C_W} (F_N + F_S) + \alpha \Delta T_{SO} \right)^2}{3C_E C_N \alpha \Delta T \left(\frac{S_0 \beta}{C_W} (F_N + F_S) + \alpha \Delta T_{SO} \right)} - \frac{C_N F_N S_0 \beta + C_N C_W \alpha \Delta T + C_E^2 \left(\frac{S_0 \beta}{C_W} (F_N + F_S) + \alpha \Delta T_{SO} \right)^2}{3C_E C_N \alpha \Delta T \left(\frac{S_0 \beta}{C_W} (F_N + F_S) + \alpha \Delta T_{SO} \right)} \quad (\text{A10})$$

5 References

- Dijkstra, H. A.: Characterization of the multiple equilibria regime in a global ocean model, *Tellus A*, 59, 695–705, 2007. 44
- Drijfhout, S. S., Weber, A. L., and van der Swaluw, E.: The stability of the MOC as diagnosed from model projections for pre-industrial, present and future climates, *Clim. Dynam.*, 37, 1575–1586, doi:10.1007/s00382-010-0930-z, 2011. 44
- Fürst, J. J. and Levermann, A.: A minimal model for wind- and mixing-driven overturning: threshold behavior for both driving mechanisms, *Clim. Dynam.*, 38, 239–260, doi:10.1007/s00382-011-1003-7, 2012. 32, 34, 37, 38, 41, 44, 45, 57, 61
- Gent, P. R. and McWilliams, J. C.: Isopycnal mixing in Ocean Circulation Models, *J. Phys. Oceanogr.*, 20, 150–155, 1990. 35
- Gnanadesikan, A.: A simple predictive model for the structure of the oceanic pycnocline, *Science*, 283, 2077–2079, 1999. 31, 32, 33, 35
- Goswami, B. N., Madhusoodanan, M. S., Neema, C. P., and Sengupta, D.: A physical mechanism for North Atlantic SST influence on the Indian summer monsoon, *Geophys. Res. Lett.*, 33, L02706, doi:10.1029/2005GL024803, 2006. 31

Minimal overturning model

D. Ehlert and
A. Levermann

Title Page

Abstract

Introduction

Conclusions

References

Tables

Figures

◀

▶

◀

▶

Back

Close

Full Screen / Esc

Printer-friendly Version

Interactive Discussion



Minimal overturning modelD. Ehlert and
A. Levermann

Title Page

Abstract

Introduction

Conclusions

References

Tables

Figures

◀

▶

◀

▶

Back

Close

Full Screen / Esc

Printer-friendly Version

Interactive Discussion



- Griesel, A. and Morales-Maqueda, M. A.: The relation of meridional pressure gradients to North Atlantic deep water volume transport in an OGCM, *Clim. Dynam.*, 26, 781–799, 2006. 31, 32
- Hawkins, E., Smith, R. S., Allison, L. C., Gregory, J. M., Woollings, T. J., Pohlmann, H., and De Cuevas, B.: Bistability of the Atlantic overturning circulation in a global climate model and links to ocean freshwater transport, *Geophys. Res. Lett.*, 38, 1–6, 2011. 31
- Hofmann, M. and Rahmstorf, S.: On the stability of the Atlantic meridional overturning circulation, *P. Natl. Acad. Sci. USA*, 106, 20584–20589, 2009. 44
- Huang, R. X.: Mixing and energetics of the oceanic thermohaline circulation, *J. Phys. Oceanogr.*, 29, 727–746, 1999. 33
- Huisman, S. E., den Toom, M., Dijkstra, H. A., and Drijfhout, S.: An indicator of the multiple equilibria regime of the atlantic meridional overturning circulation, *J. Phys. Oceanogr.*, 40, 551–567, 2010. 32, 44
- Johnson, H. L., Marshall, D. P., and Sproson, D. A. J.: Reconciling theories of a mechanically-driven meridional overturning circulation with thermohaline forcing and multiple equilibria, *Clim. Dynam.*, 29, 821–836, 2007. 32, 44
- Kuhlbrodt, T., Griesel, A., Montoya, M., Levermann, A., Hofmann, M., and Rahmstorf, S.: On the driving processes of the Atlantic meridional overturning circulation, *Rev. Geophys.*, 45, RG2001, doi:10.1029/2004RG000166, 2007. 31, 32
- Kuhlbrodt, T., Rahmstorf, S., Zickfeld, K., Vikebo, F. B., Sundby, S., Hofmann, M., Link, P. M., Bondeau, A., Cramer, W., and Jaeger, C.: An integrated assessment of changes in the thermohaline circulation, *Climatic Change*, 96, 489–537, 2009. 31
- Laurian, A., Drijfhout, S. S., Hazeleger, W., and Hurk, B.: Response of the Western European climate to a collapse of the thermohaline circulation, *Clim. Dynam.*, 34, 689–697, 2009. 31
- Lenton, T. M.: Early warning of climate tipping points, *Nat. Clima. Change*, 1, 201–209, 2011. 45
- Lenton, T. M., Held, H., Kriegler, E., Hall, J. W., Lucht, W., Rahmstorf, S., and Schellnhuber, H. J.: Tipping elements in the Earth's climate system, *P. Natl. Acad. Sci. USA*, 105, 1786–1793, 2008. 30
- Levermann, A. and Fürst, J.: Atlantic pycnocline theory scrutinized using a coupled climate model, *Geophys. Res. Lett.*, 37, L14602, doi:10.1029/2010GL044180, 2010. 32, 35, 44

Minimal overturning modelD. Ehlert and
A. Levermann

Title Page

Abstract

Introduction

Conclusions

References

Tables

Figures

◀

▶

◀

▶

Back

Close

Full Screen / Esc

Printer-friendly Version

Interactive Discussion



- Levermann, A. and Griesel, A.: Solution of a model for the oceanic pycnocline depth: scaling of overturning strength and meridional pressure difference, *Geophys. Res. Lett.*, 31, L17302, doi:10.1029/2004GL020678, 2004. 32
- Levermann, A., Griesel, A., Hofmann, M., Montoya, M., and Rahmstorf, S.: Dynamic sea level changes following changes in the thermohaline circulation, *Clim. Dynam.*, 24, 347–354, 2005. 31
- Levermann, A., Bamber, J., Drijfhout, S., Ganopolski, A., Haeberli, W., Harris, N., Huss, M., Krueger, K., Lenton, T., Lindsay, R., Notz, D., Wadhams, P., and Weber, S.: Potential climatic transitions with profound impact on Europe, *Climatic Change*, 110, 845–878, 2012. 31
- Manabe, S. and Stouffer, R. J.: Two stable equilibria of a coupled ocean-atmosphere model, *J. Climate*, 1, 841–866, 1988. 31
- Manabe, S. and Stouffer, R. J.: Century-scale effects of increased atmospheric CO₂ on the ocean-atmosphere system, *Nature*, 364, 215–218, 1993. 31
- Manabe, S. and Stouffer, R. J.: Simulation of abrupt climate change induced by freshwater input to the North Atlantic Ocean, *Nature*, 378, 165–167, 1995. 45
- Marotzke, J.: Boundary mixing and the dynamics of three-dimensional thermohaline circulations, *J. Phys. Oceanogr.*, 27, 1713–1728, 1997. 34
- Marzeion, B. and Drange, H.: Diapycnal mixing in a conceptual model of the Atlantic meridional overturning circulation, *Deep-Sea Res. Pt. II*, 53, 226–238, 2006. 32, 36, 44
- Mignot, J., Ganopolski, A., and Levermann, A.: Atlantic subsurface temperatures: response to a shut-down of the overturning circulation and consequences for its recovery, *J. Climate*, 20, 4884–4898, 2007. 31
- Munk, W.: Abyssal recipes, *Deep-Sea Res.*, 13, 707–730, 1966. 32
- Munk, W. and Wunsch, C.: Abyssal recipes II, *Deep-Sea Res. Pt. I*, 45, 1977–2010, 1998. 33, 34
- Rahmstorf, S.: On the freshwater forcing and transport of the Atlantic thermohaline circulation, *Clim. Dynam.*, 12, 799–811, 1996. 31, 32, 34, 38, 41, 44
- Rahmstorf, S., Crucifix, M., Ganopolski, A., Goosse, H., Kamenkovich, I., Knutti, R., Lohmann, G., Marsh, B., Mysak, L. A., Wang, Z., and Weaver, A.: Thermohaline circulation hysteresis: a model intercomparison, *Geophys. Res. Lett.*, 32, L23605, doi:10.1029/2005GL023655, 2005. 31, 45

Minimal overturning model

D. Ehlert and
A. Levermann

Title Page

Abstract

Introduction

Conclusions

References

Tables

Figures

◀

▶

◀

▶

Back

Close

Full Screen / Esc

Printer-friendly Version

Interactive Discussion



- Scheffer, M., Bascompte, J., Brock, W. A., Brovkin, V., Carpenter, S. R., Dakos, V., Held, H., van Nes, E. H., Rietkerk, M., and Sugihara, G.: Early-warning signals for critical transitions, *Nature*, 461, 53–59, 2009. 45
- Schewe, J. and Levermann, A.: The role of meridional density differences for a wind-driven overturning circulation, *Clim. Dynam.*, 34, 547–556, 2010. 31
- Schmittner, A.: Decline of the marine ecosystem caused by a reduction in the Atlantic overturning circulation, *Nature*, 434, 628–633, 2005. 31
- Stommel, H.: Thermohaline convection with two stable regimes of flow, *Tellus*, 13, 224–230, 1961. 31, 33, 45
- Stouffer, R. J., Russell, J., and Spelman, M. J.: Importance of oceanic heat uptake in transient climate change, *Geophys. Res. Lett.*, 33, 1–5, 2006a. 31
- Stouffer, R. J., Yin, J., Gregory, J. M., Dixon, K. W., Spelman, M. J., Hurlin, W., Weaver, A. J., Eby, M., Flato, G. M., Hasumi, H., Hu, A., Jungclaus, J. H., Kamenkovich, I. V., Levermann, A., Montoya, M., Murakami, S., Nawrath, S., Oka, A., Peltier, W. R., Robitaille, D. Y., Sokolov, A. P., Vettoretti, G., and Weber, S. L.: Investigating the causes of the response of the thermohaline circulation to past and future climate changes, *J. Climate*, 19, 1365–1387, 2006b. 31
- Stouffer, R. J., Seidov, B., and Haupt, B. J.: Climate response to external sources of freshwater: North Atlantic versus the Southern Ocean, *J. Climate*, 20, 436–448, 2007. 45
- Toggweiler, J. R. and Samuels, B.: Effect of Drake Passage on the global thermohaline circulation, *Deep-Sea Res.*, 42, 477–500, 1995. 33, 35
- Toggweiler, J. R. and Samuels, B.: On the ocean's large scale circulation in the limit of no vertical mixing, *J. Phys. Oceanogr.*, 28, 1832–1852, 1998. 33
- Vellinga, M. and Wood, R. A.: Global climatic impacts of a collapse of the Atlantic thermohaline circulation, *Climatic Change*, 54, 251–267, 2002. 31
- Wunsch, C. and Ferrari, R.: Vertical mixing, energy and the general circulation of the oceans, *Ann. Rev. Fluid Mech.*, 36, 281–314, 2004. 33
- Yin, J., Schlesinger, M. E., and Stouffer, R. J.: Model projections of rapid sea-level rise on the northeast coast of the United States, *Nat. Geosci.*, 2, 262–266, 2009. 31

Minimal overturning model

D. Ehlert and
A. Levermann

Title Page

Abstract

Introduction

Conclusions

References

Tables

Figures

◀

▶

◀

▶

Back

Close

Full Screen / Esc

Printer-friendly Version

Interactive Discussion

Table 1. Physical parameters for used for the model.

Parameter	Value	Unit	Description
Geometry			
H	4×10^3	m	Average depth of the Atlantic Ocean basin
B	1×10^7	m	Average width of the Atlantic Ocean
L_N	3.34×10^6	m	Meridional extend of the northern box
L_U	8.90×10^6	m	Meridional extend of the tropical box
L_S	3.34×10^6	m	Meridional extend of the southern box
Stratification			
ρ_0	1027	kg m^{-3}	Average density of the Atlantic Ocean
S_0	35	psu	Average salinity of the Atlantic ocean
L_y^N	1.5×10^6	m	Meridional extent of the northern outcropping
A_{GM}	1×10^6	$\text{m}^2 \text{s}^{-1}$	Thickness diffusivity
κ	4×10^{-5}	$\text{m}^2 \text{s}^{-1}$	Background vertical diffusivity
α_T	2.1×10^{-4}	1°C^{-1}	Thermal coefficient for isobars
α		$\text{kg}(\text{m}^3 \text{C})^{-1}$	Product of ρ_0 and α_T
β_S	8×10^{-4}	1 psu^{-1}	Haline coefficient for isobars
β		$\text{kg}(\text{m}^3 \text{ psu})^{-1}$	Product of ρ_0 and β_S
C	0.1	–	Constant accounting for geometry and stratification
External forcing			
β_N	2×10^{-11}	1 ms^{-1}	Coefficient for β -plane approximation in the North Atlantic
f_{Dr}	-7.5×10^{-5}	1 s^{-1}	Coriolis parameter in the Drake Passage
τ_{Dr}	0.1	Nm^{-2}	Average zonal wind stress in the Drake Passage
F_N	0.1	Sv	Northern meridional atmospheric freshwater transport
F_S	0.1	Sv	Southern meridional atmospheric freshwater transport
T_N	5.0	$^\circ \text{C}$	Temperature of the northern box
T_U	12.5	$^\circ \text{C}$	Temperature of the tropical surface box
T_S	7.0	$^\circ \text{C}$	Temperature of the southern box

Minimal overturning model

D. Ehlert and
A. Levermann

Table 2. Numerical solution of the model by applying finite difference method on Eqs. (1)–(6). Equilibrium state is obtained after 2000yr with a time step of 14 days and the starting conditions: Salinities set to 35 psu and the pycnocline depth set to 500 m.

Name		Value
Salinities	S_N	35.04 psu
	S_U	35.24 psu
	S_D	35.02 psu
	S_S	34.79 psu
Tracer transports	m_U	17.5 Sv
	m_U	5.8 Sv
	m_W	13.0 Sv
	m_E	1.2 Sv
Meridional density differences	$\Delta\rho$	1.45 kg m^{-3}
	$\Delta\rho_{\text{SO}}$	0.82 kg m^{-3}
Pycnocline depth	D	615 m

[Title Page](#)
[Abstract](#)
[Introduction](#)
[Conclusions](#)
[References](#)
[Tables](#)
[Figures](#)
[Back](#)
[Close](#)
[Full Screen / Esc](#)
[Printer-friendly Version](#)
[Interactive Discussion](#)


Minimal overturning model

D. Ehlert and
A. Levermann

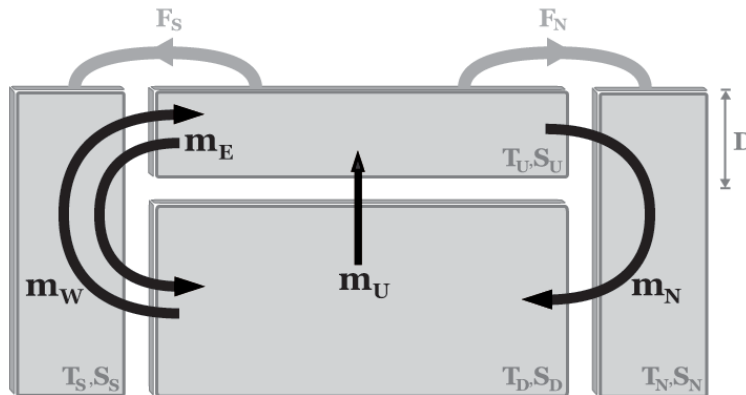


Fig. 1. Schematic of the conceptual model as suggested in Fürst and Levermann (2012) and used here. The depth of the pycnocline D is determined by the balance between the northern deep water formation m_N , the upwelling in the low-latitudes m_U in response to downward mixing, the Ekman upwelling m_W and the eddy-induced return flow m_E . Salinity is advected along with these transport processes and determines together with a fixed temperature distribution the horizontal density differences. The differences are between low-latitudinal box and northern box, $\Delta\rho$, and low-latitudinal and southern box, $\Delta\rho_{SO}$, respectively. The density differences, in turn, determines the northern sinking, $m_N \propto D^2 \Delta\rho$, and the eddy-induced return flow, $m_E \propto D \Delta\rho_{SO}$.

Title Page

Abstract

Introduction

Conclusions

References

Tables

Figures

◀

▶

◀

▶

Back

Close

Full Screen / Esc

Printer-friendly Version

Interactive Discussion



Minimal overturning model

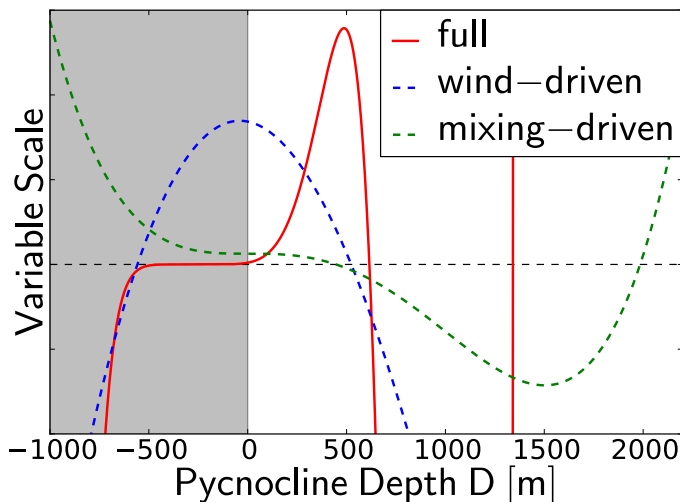
D. Ehlert and
A. Levermann

Fig. 2. Trend of the governing equation for the full case (red line), the wind-driven case ($m_U = 0$, blue line) and the mixing-driven case ($m_W = m_E = 0$, green line). The intersections with zero (black dashed line) are solutions of the polynomial but those in the grey shadowed area correspond to a negative pycnocline depth. Therefore they are not physical. In all three cases there are two positive solutions, a lower stable, physical one D and a higher unstable or non-physical one \hat{D} . In the wind-driven case the non-physical solution is out of range of the pycnocline but is shown in Fig. 5. For the full case the solutions are $D = 616$ m and $\hat{D} = 1342$ m, for the wind-driven case they are $D = 523$ m and $\hat{D} = 6190$ m and for the mixing-driven case they are $D = 446$ m and $\hat{D} = 1985$ m.

Title Page

Abstract

Introduction

Conclusions

References

Tables

Figures

◀

▶

◀

▶

Back

Close

Full Screen / Esc

Printer-friendly Version

Interactive Discussion



Minimal overturning model

D. Ehlert and
A. Levermann

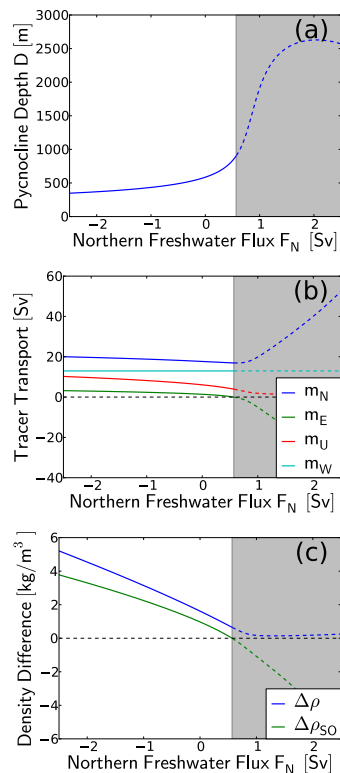


Fig. 3. In steady state only one real stable solution of governing equation of the full exists which increases under freshwater forcing (a). The tracer transport processes show different behaviours (b). The eddy return flow m_E decreases (b, green line) until it becomes negative and the break down of circulation is reached (grey shaded area). Also the density difference between the southern box and the low-latitudinal box, $\Delta\rho_{SO}$, crosses zero at the threshold level (c, green line).

Minimal overturning model

D. Ehlert and
A. Levermann

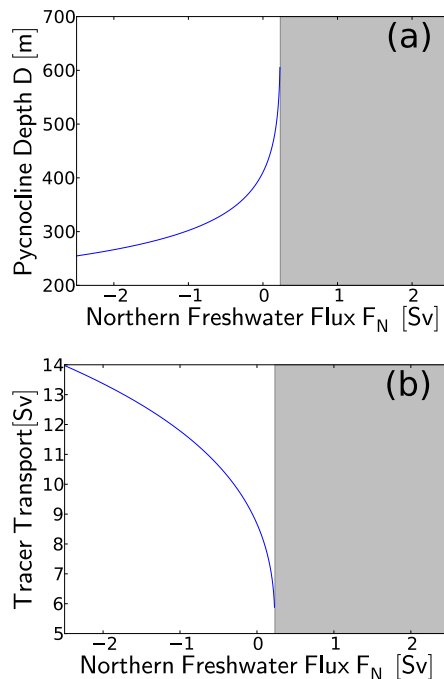


Fig. 4. In steady state the governing equation for the mixing-driven case has one real, stable solution until a threshold level is reached **(a)**. Thereafter, no real solution exists. The tracer transports are upwelling in the mid latitudes and northern sinking which balance each other ($m_N = m_U$) and decrease under increasing freshwater forcing **(b)**.

Minimal overturning model

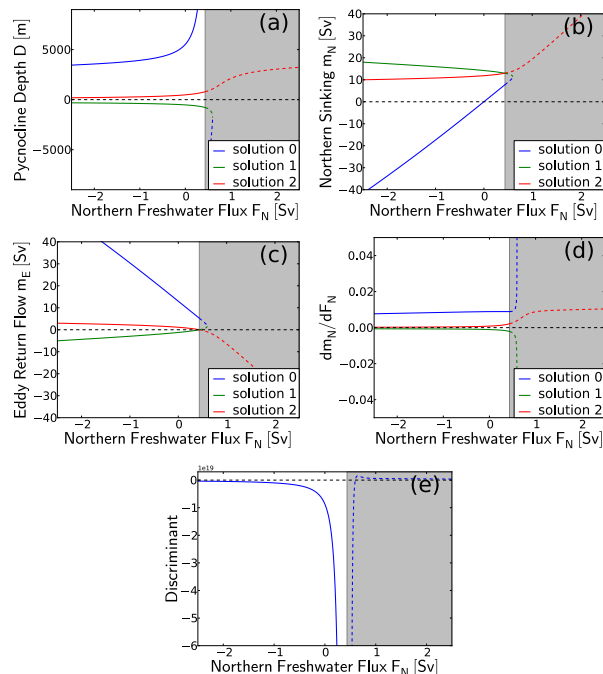
D. Ehlert and
A. Levermann

Fig. 5. In steady state only one physical solution of governing equation for the wind-driven case exists. There are three real solutions before the circulation breaks down (a, white area) because the discriminant is negative (e). The physical branch is solution 2 (red line). The threshold (grey shaded area) is reached when the eddy return flow becomes negative (c, red line) and the discriminant of the governing equation has a negative pole (e). The zero crossing of the discriminant, which was in the parent model (Fürst and Levermann, 2012) the indicator for a cessation of the circulation, does not appear within the range applicability of our model. Within that range the northern sinking always increases (b, red line) and its derivative is positive (d, red line).

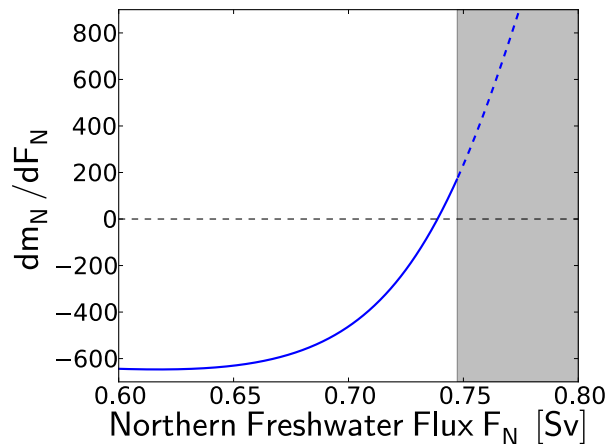
Minimal overturning modelD. Ehlert and
A. Levermann

Fig. 6. The derivative of the northern sinking with respect to freshwater forcing in full case. The derivative is positive before the circulation collapses (white area). This behaviour is caused by a change in the Southern Ocean temperature from $T_S = 7^\circ\text{C}$ to $T_S = 5^\circ\text{C}$.

Title Page

Abstract

Introduction

Conclusions

References

Tables

Figures

◀

▶

◀

▶

Back

Close

Full Screen / Esc

Printer-friendly Version

Interactive Discussion

