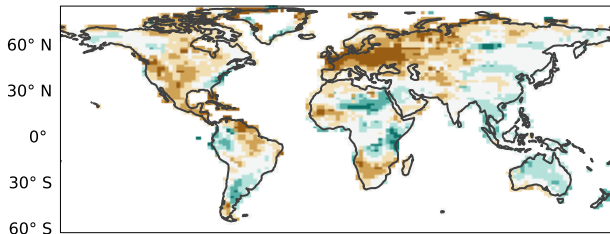
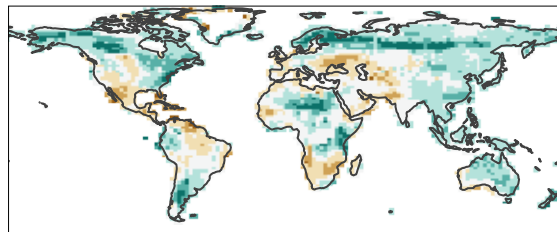


Projected relative SM change (warm season, top 10 cm)

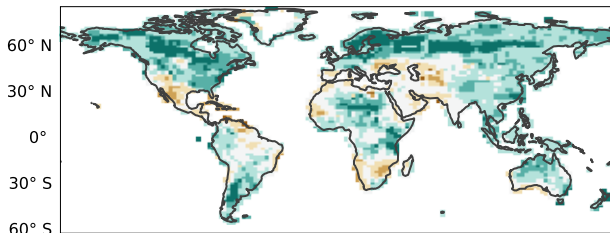
(a) REF Median change: -2.1 %



(b) RUNOFF_ONLY Median change: 3.0 %



(c) RES50 Median change: 5.6 %



(d) RES50_CROP Median change: -0.7 %

